

THIS DRAWING IS UNPUBLISHED.

RELEASED FOR PUBLICATION

ALL RIGHTS RESERVED.

© COPYRIGHT - By TE CONNECTIVITY

LOC HB DIST -

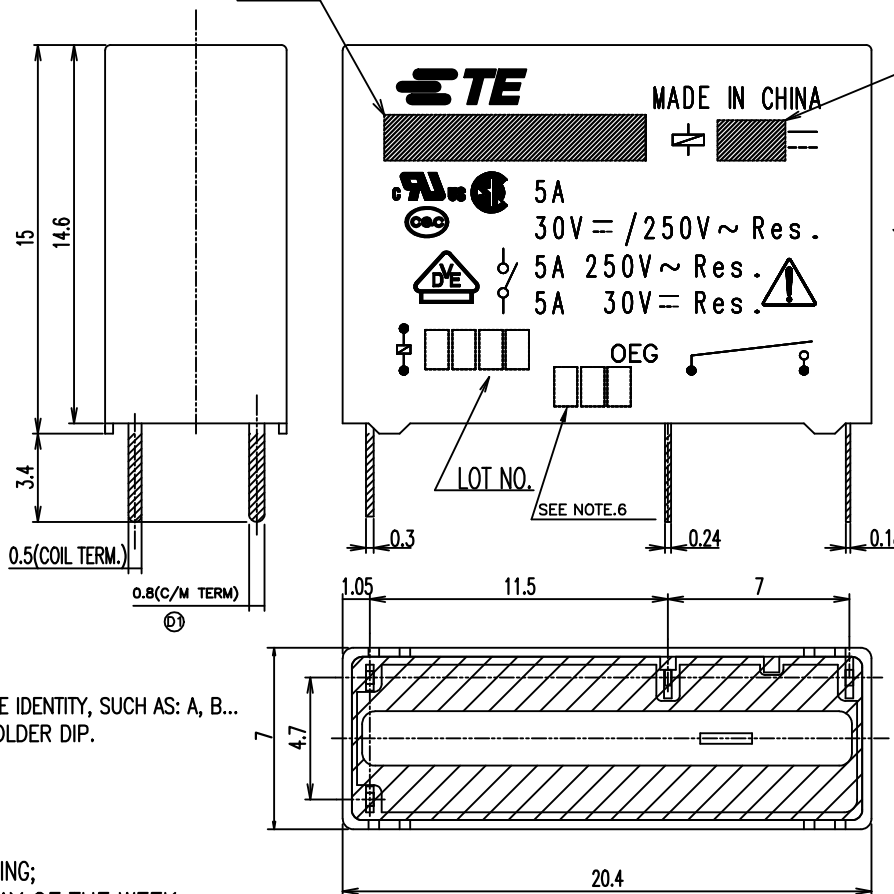
REVISIONS

P	LTR	DESCRIPTION	DATE	DWN	APVD
	D2	ADD NEW PN IN THE DRAWING	22-Nov-18	M.H	K.T

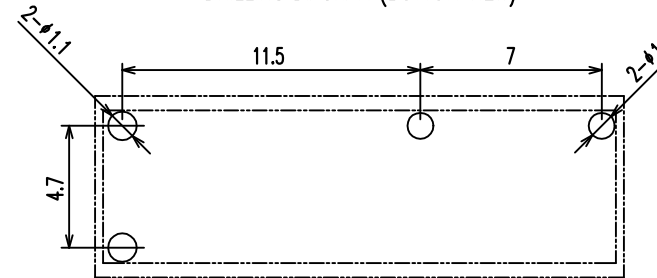
Diagram dimension	Tolerance
0.99mm max.	±0.1mm
1 - 2.99mm	±0.2mm
3mm min.	±0.3mm

PART A


PART B



DRILLING DIAGRAM (BOTTOM VIEW)



CIRCUIT DIAGRAM (BOTTOM VIEW)



NOTE:

1.LOT NO SYSTEM AS FOLLOWING:



WEEK YEAR

2.ONE CHARACTER DISTINGUISH THE LINE IDENTITY, SUCH AS: A, B...

3.TERMINAL DIMENSION IS BEFORE SOLDER DIP.

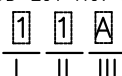
4.FOR THE TIN-PLATING OF THE PINS:

+0.1mm FOR WIDTH,THICKNESS AND DIAMETER.

+0.5mm FOR LENGTH.

5.MARKING FROM INK CHANGE TO LASER

6.ADD LOT NO. SYSTEM AS FOLLOWING;



I. DIGITS FOR DAY OF THE WEEK

1...MONDAY IN THIS WEEK;

2...TUESDAY IN THIS WEEK;

.....

7...SUNDAY IN THIS WEEK

II. DIGITS FOR SHIFT OF THE DAY

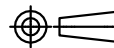
1...DAY SHIFT IN THIS DAY;

2...NIGHT SHIFT IN THIS DAY;

III. ONE CHARACTER DISTINGUISH THE LINE IDENTITY, SUCH AS: A,B.....Z

THIS DRAWING IS A CONTROLLED DOCUMENT.

DIMENSIONS: mm



MATERIAL -

TOLERANCES UNLESS OTHERWISE SPECIFIED:

0 PLC	± -
1 PLC	± -
2 PLC	± -
3 PLC	± -
4 PLC	± -
ANGLES	± -

FINISH -

DWN Q.L
CHK B.F
APVD SUNNY
PRODUCT SPEC -
APPLICATION SPEC -
WEIGHT -

TE Connectivity

NAME PCJ SPEC ,303

SIZE A3 CAGE CODE 00779 DRAWING NO C=1721531 RESTRICTED TO

CUSTOMER DRAWING SCALE 5:1 SHEET 1 of 2 REV D2

THIS DRAWING IS UNPUBLISHED.

RELEASED FOR PUBLICATION

-. .

© COPYRIGHT - By TE CONNECTIVITY

ALL RIGHTS RESERVED.

LOC

DIST

REVISIONS

HB

-

P LTR

DESCRIPTION

DATE

DWN

APVD

SEE SHEET 1

-

-

-

h	PCJ-112D3M,0300W	1-1721531-1	107-79014 (TRAY)		12V	PCJ-112D3M
g	PCJ-112D3MH ,303	1721531-7	107-79014 (TRAY)	SEAL UP INSPECTION ON EVERY PRODUCT	12V	PCJ-112D3MH
f	PCJ-109D3MH ,303	1721531-6	107-79014 (TRAY)	SEAL UP INSPECTION ON EVERY PRODUCT	9V	PCJ-109D3MH
e	PCJ-124D3MH ,303	1721531-5	107-79014 (TRAY)	SEAL UP INSPECTION ON EVERY PRODUCT	24V	PCJ-124D3MH
d	PCJ-105D3MH ,303	1721531-4	107-79014 (TRAY)	SEAL UP INSPECTION ON EVERY PRODUCT	5V	PCJ-105D3MH
c	PCJ-124D3M ,303	1721531-3	107-79014 (TRAY)		24V	PCJ-124D3M
b	PCJ-112D3M ,303	1721531-2	107-79014 (TRAY)		12V	PCJ-112D3M
a	PCJ-105D3M ,303	1721531-1	107-79014 (TRAY)		5V	PCJ-105D3M
No	DESCRIPTION	TE PART NO	PACKING SPECIFICATION	DESCRIPTION	PART B	PART A

RELAY TYPE

		Sn-Cu	SOLDER	18
94V-0		PBT	CASE	17
		UV	SEAL(CASE) JUST FOR WASH TIGHT	16
		EPOXY	SEAL(CASE AND BASE)	15
		3UEW	MAGNETIC WIRE	14
94V-0		PBT	CARD	13
		Ag ALLOY	STATIONARY CONTACT	12
		SOLDER DIP	Cu ALLOY STATIONARY TERMINAL	11
		Ag ALLOY	MOVABLE CONTACT	10
		SOLDER DIP	Cu ALLOY MOVABLE SPRING	9
94V-0		PBT	BASE	8
		STAINLESS	HINGE SPRING	7
		NIP	STEEL ARMATURE	6
		NIP	STEEL CORE	5
		NIP	STEEL YOKE	4
		SOLDER DIP	Cu ALLOY COIL TERMINAL B	3
		SOLDER DIP	Cu ALLOY COIL TERMINAL A	2
94V-0		PBT	BOBBIN	1
INCOMBUSTIBILITY	TREATMENT	MATERIAL	DESCRIPTION	ITEM

THIS DRAWING IS A CONTROLLED DOCUMENT.		DWN Q.L	STE TE Connectivity	
DIMENSIONS: mm		CHK B.F		
TOLERANCES UNLESS OTHERWISE SPECIFIED:		APVD SUNNY	NAME PCJ SPEC ,303	
0 PLC ± -		PRODUCT SPEC	SIZE	
1 PLC ± -		APPLICATION SPEC	CAGE CODE	
2 PLC ± -		WEIGHT	DRAWING NO	
3 PLC ± -		CUSTOMER DRAWING	RESTRICTED TO	
4 PLC ± -			A3 00779	
4 BLC ± -			C=1721531	
ANGLES ± -			SCALE 5:1	
MATERIAL	FINISH		SHEET 2 of 2	
			REV D2	