

SIGN	DATE	DESCRIPTION	APPROVER

THIS IS CAD DRAWING, DO NOT REVISE MANUALLY!!!

Dimension

DIM A	N×5.0
DIM B	(N-1)×5.0

N=Number of poles

POLES	TOL
2p-6p	±0.20
7p-12p	±0.30
13p-16p	±0.40
17p-24p	±0.50

Material

- Insulating body Thermoplastic (UL94V-0)
- Insulating lever Thermoplastic (UL94V-0)
- Wire guard Stainless Steel
- Contacts PIN PhBz (CuSn) Tin plated
- Flange screw Steel Zinc plating M2.5

Electrical

- Voltage rating: 300V
- Current rating: 10A
- Solid wire(AWG): 12-26
- Stranded wire(AWG): 12-26
- Wire strip length: 5-6mm
- Withstanding Voltage: 1.6KV
- Operating temperature: -30°C to +105°C

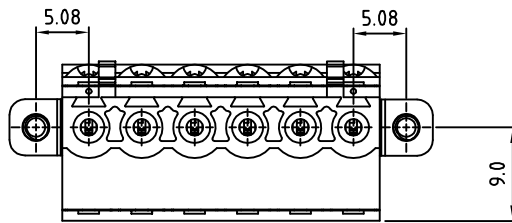
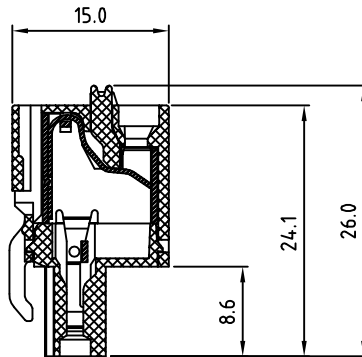
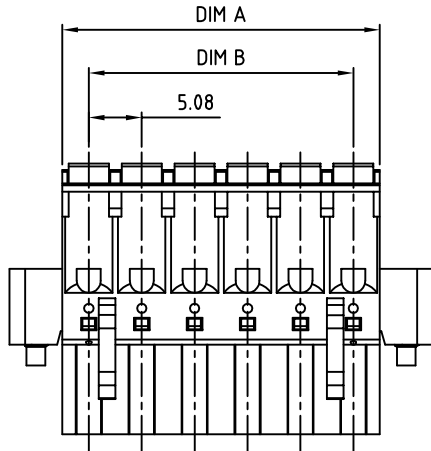
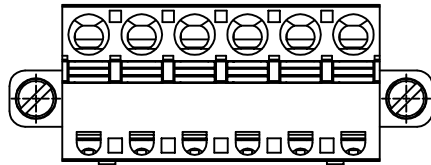
RoHS Compliant

PART NUMBER:

OSTHWXX5053

No. of Poles
02: 2 Poles
:
:
24: 24 Poles

COLOR
0: Black
5: Green (Standard)
6: Blue
8: Grey



THESE DRAWINGS AND SPECIFICATIONS ARE THE PROPERTY OF ON-SHORE TECHNOLOGY, INC. AND SHALL NOT BE REPRODUCED, COPIED OR USED IN ANY MANNER WITHOUT THE PRIOR WRITTEN CONSENT OF ON-SHORE TECHNOLOGY, INC.



TITLE		OSTHW 5.08 Series Contact on up side (W/F)			
PART NO.	OSTHWXX5053	DWG NO.	OSTHWXX5053.DWG		
APPROVED	CHECKED	DESIGNED	DRAWN	CUST NO.	
		Aaron 2007.02.14	Aaron 2007.02.14		
					UNIT: mm
					SCALE: NONE
				SHEET: 01/01	REV.: B
					Tolerance
					X. ±0.50
					X.X ±0.30
					X.XX ±0.10
					X° ±1°