


3M™ Pak 8 Plug Connector

0.8 mm, Vertical, Surfacement, 3 mm Stack Height

P08 Series



- 0.8 mm pitch connector system
- 3 mm mated stack height
- Surface mount design
- Locking mechanism with audible click when fully-mated
- Tape and reel with suction covers available for automated assembly placement
- RoHS Compliant. See the Regulatory Information Appendix (RIA) in the “RoHS compliance” section of www.3Mconnectors.com for compliance information (RIA E1 & C1 apply)

Date Modified: February 23, 2017

TS-1096-G
Sheet 1 of 2

Physical

Insulation

Material: High Temp Thermo Plastic
Flammability: UL 94V-0
Color: Natural

Contact:

Material: Copper Alloy

Plating:

Underplating: 50 μ ” [1.25 μ m] Nickel
Wiping Area: 8 μ ” [0.20 μ m] Gold
Solder Tails: Gold Flash

Mating Compatibility: P08 Series Sockets. TS-1150

Electrical

Current Rating: 0.5 A

Voltage Rating: 60 V_{AC/DC}

Insulation Resistance: 10³ M Ω min. at 500 V_{DC}

Withstanding Voltage: 250 V_{AC} for 1 minute

Environmental

Temperature Rating: -55°C to +85°C

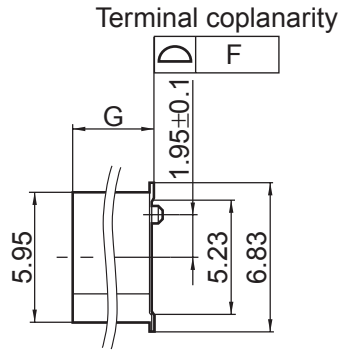
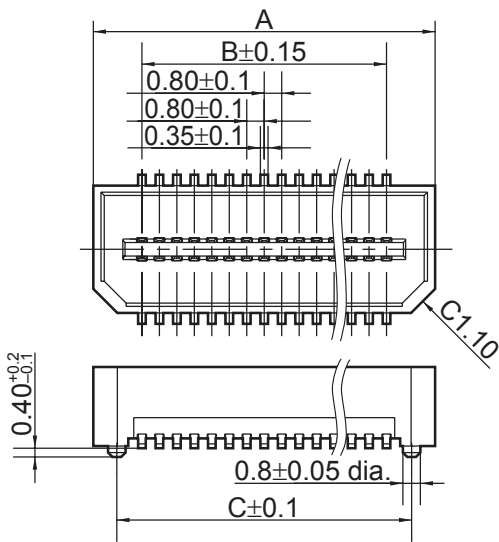
Process Rating: 245°C (profile per J-STD-020)

Moisture Sensitivity Level: MSL 1 (per J-STD-020)

3M™ Pak 8 Plug Connector

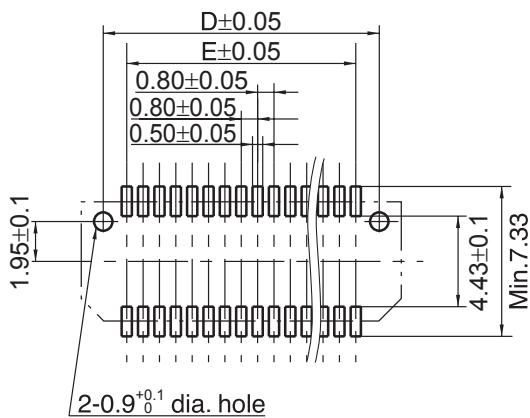
0.8 mm, Vertical, Surfacemount, 3 mm Stack Height

P08 Series



Dimensions

No of Contacts	A	B	C	D	E	F
20	11.65	7.2	9.5	9.5	7.2	0.1



Stacking Matrix

		Stack Height When Mated To:
Plug Type	Dim G	A Skt
A	2.72	3

mm (inch)		
Tolerance Unless Noted		
	.0	.00
mm	±.3	±.3

() Dimensions used for Reference Only

Ordering Information

P08 - XXX - PLXX - A - G (RIAE1 & C1 apply)

Contact Quantity
See Table

Packaging:
T = Tape & Reel (opt)
Blank = Tube Pack

Height Options:
A = 2.72 mm Height

C = Suction Cover
Blank = none

TS-1096-G
Sheet 2 of 2

Regulatory: For regulatory information about this product, contact your 3M representative.

Technical Information: The technical information, recommendations and other statements contained in this document are based upon tests or experience that 3M believes are reliable, but the accuracy or completeness of such information is not guaranteed.

Product Use: Many factors beyond 3M's control and uniquely within user's control can affect the use and performance of a 3M product in a particular application. Given the variety of factors that can affect the use and performance of a 3M product, user is solely responsible for evaluating the 3M product and determining whether it is fit for a particular purpose and suitable for user's method of application.

Warranty, Limited Remedy, and Disclaimer: Unless an additional warranty is specifically stated on the applicable 3M product packaging or product literature, 3M warrants that each 3M product meets the applicable 3M product specification at the time 3M ships the product. 3M MAKES NO OTHER WARRANTIES OR CONDITIONS, EXPRESS OR IMPLIED, INCLUDING, BUT NOT LIMITED TO, ANY IMPLIED WARRANTY OR CONDITION OF MERCHANTABILITY OR FITNESS FOR A PARTICULAR PURPOSE OR ANY IMPLIED WARRANTY OR CONDITION ARISING OUT OF A COURSE OF DEALING, CUSTOM OR USAGE OR TRADE. If the 3M product does not conform to this warranty, then the sole and exclusive remedy is, at 3M's option, replacement of the 3M product or refund of the purchase price.

Limitation of Liability: Except where prohibited by law, 3M will not be liable for any loss or damage arising from the 3M product, whether direct, indirect, special, incidental or consequential, regardless of the legal theory asserted, including warranty, contract, negligence or strict liability.



3M Electronics Materials Solutions Division
6801 River Place Blvd.
Austin, TX 78726-9000
U.S.A.
1-800-225-5373
www.3Mconnectors.com

3M is a trademark of 3M Company.
Please recycle. Printed in USA.
© 3M 2017. All rights reserved.
RIA-2217B-E