

REV. Status

REVISION –
07/06/97 TS

REVISION A
FLIPPED RADII
& CLARIFIED
MARKING
06/24/05 YS

REVISION B
RoHS COMPLIANT
11/03/05 MP

A. Electrical specification (@ 25°C)

1. Power rating;
500 mW
2. Dielectric strength;
1.5K VAC 1 minute between primary and secondary, primary and tertiary
3. Insulation resistance;
10,000 MΩ MIN @ 500 VDC
4. Turns ratio;
(1-2) : (3-4) : (5-6) = 1 : 1 : 1 ±5%
5. Primary open circuit inductance;
1.2 mH MIN @ 10 KHz, 20 mV (1-2)
6. Primary ET-constant
10.0V- μs MIN
7. Rise time;
5.3 ns MAX
8. Interwinding capacitance between primary and secondary;
25 PF MAX @ 100 KHz
9. Primary leakage inductance with shorted secondary;
0.5 μH MAX @ 100 KHz
10. DC Resistance;
Primary (1-2) 0.7 Ω MAX
Secondary (3-4) 0.7 Ω MAX
Tertiary (5-6) 0.7 Ω MAX

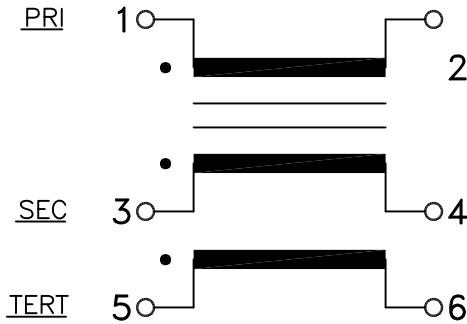


MODEL NUMBER
G513

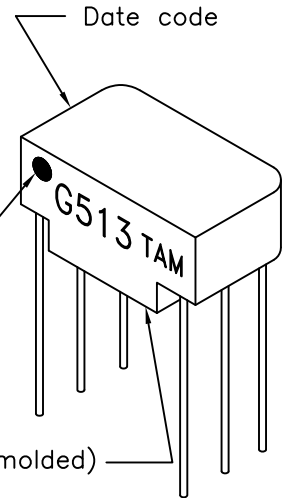
B. Marking;

G513, TAM, date code and country of origin

C. Schematic diagram

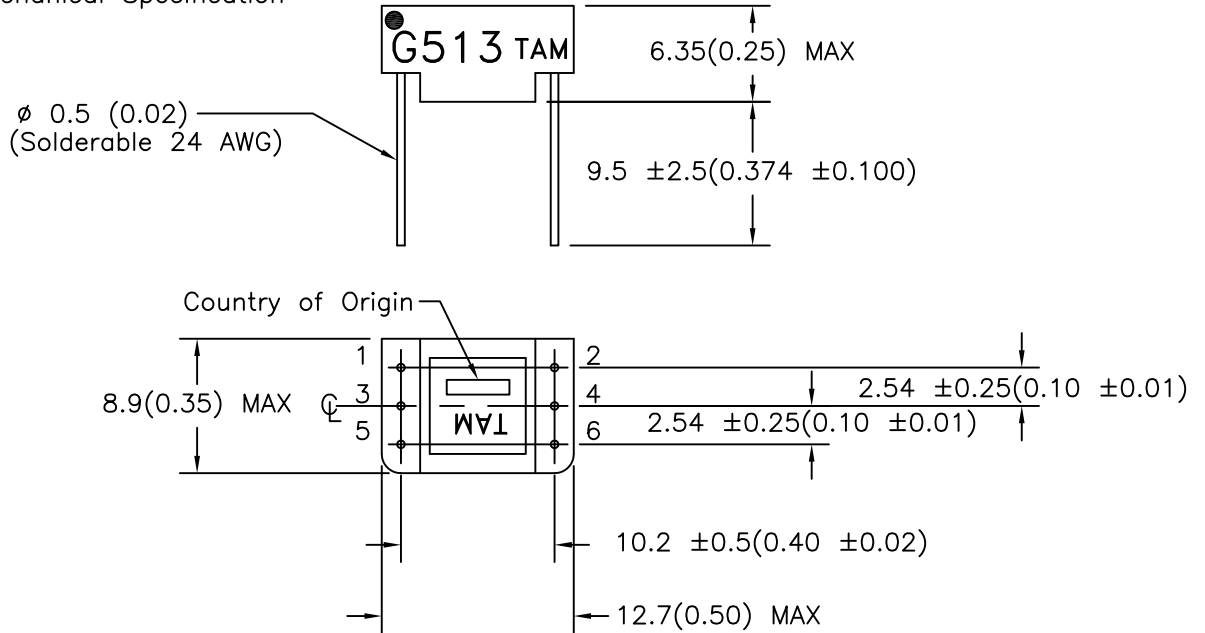


PIN 1 Designation



"TAM" and country of origin (molded)

D. Mechanical Specification



PREPARED BY:

K. BRENNAN

ENGINEER:

M. PITCHAI

SAFETY ENGINEER

T. CLEM

APPROVED:

Y. SEKIGUCHI

DRAWING CONTROL NO.	REV	MODEL DESCRIPTION	MODEL SPECIFICATION
P-A1-11330	B	PULSE TRANSFORMER	G513
TAMURA CORPORATION OF AMERICA 1040 SOUTH ANDREASEN DRIVE, #100 ESCONDIDO, CA. 92029 (951) 699-1270 FAX 7607400536			DIM: mm[In] SCL: 2/1 SH: 1 OF 1
PROPRIETARY NOTICE: THIS DRAWING PRINT OR DOCUMENT AND SUBJECT MATTER DISCLOSED HEREIN ARE PROPRIETARY ITEMS TO WHICH TAMURA RETAINS THE EXCLUSIVE RIGHT OF DISSEMINATION, REPRODUCTION, MANUFACTURE AND SALE. THIS DRAWING, PRINT OR DOCUMENT IS SUBMITTED IN CONFIDENCE FOR CONSIDERATION BY THE RECIPIENT ALONE UNLESS PERMISSION FOR FURTHER DISCLOSURE IS EXPRESSLY GRANTED IN WRITING.			