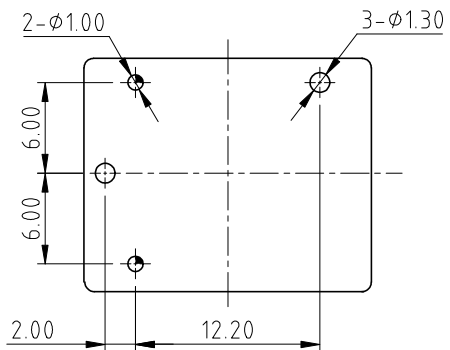
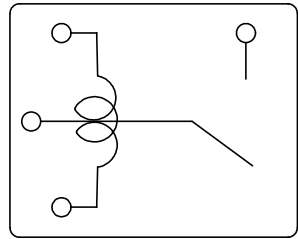
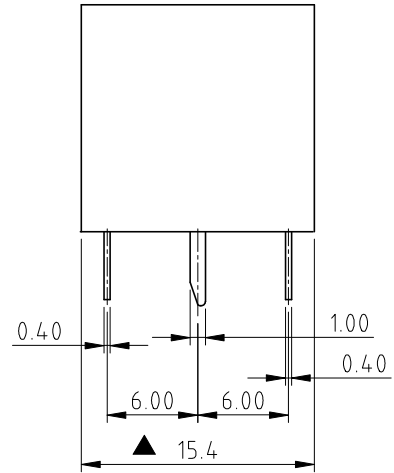
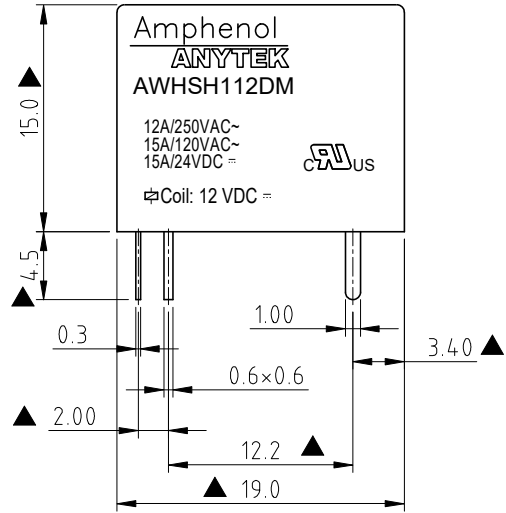


RoHS Compliant

REV	SIGN	DATE	DESCRIPTION	APPROVER
A0		2021.03.08	Initial Release	LENA

THIS IS CAD DRAWING, DO NOT REVISE MANUALLY!!!



P.C.B. LAYOUT
Bottom View

Part No. AWH SH 1 12 D M 00G

- Contact Form
M : One Form A
- Coil Type
D : Standard DC Coil
- Coil Voltage:
12: 12V(VDC)
- Number of pole,
1: One Pole
- Type of sealing :
SH:RT III wash tight
- TYPE : AWH

COIL SPECIFICATION

- Coil Nominal Voltage: 12V DC
- Coil Nominal Current: 30mA
- Coil Resistance: 400Ω ±10%
- Coil Power Consumption: Abt. 0.36W
- Pull-In Voltage(VDC): 9V Max
- Drop-Out Voltage(VDC): 0.6V Min
- Maximum Allowable Voltage: 15.6V
- Operate Time: 10 mSec. Max.
- Release Time: 5 mSec. Max.

CONTACT RATING

- Rated Load(Resistive): 12A 250V AC / 15A 120VAC / 15A 24V DC
- Rated Carrying Current: 15A
- Max. Allowable Voltage: AC 240V / DC 110V
- Max. Allowable Current: 15A
- Max. Allowable Power Force: 3000VA 360W
- Contact Material: Ag Alloy
- Contact Form: SPST

ELECTRICAL

- Dielectric Strength:
 - Between Coil & Contact: 1,000V AC (50/60 Hz for 1 minute)
 - Between Contact: 500V AC (50/60 Hz for 1 minute)
- Contact Resistance: 100mΩ Max. at 1A, 6V DC
- Insulation Resistance: 100MΩ Min at 500V DC

MECHANICAL

- Life Expectancy(Operations):
 - Electrical: 1 x 10⁶ operations at Rated Resistive load
 - Mechanical: 1 x 10⁷ operations at No Resistive load
- Operating Temperature: -30°C ~ 85°C
- Safety Approval: UL

Amphenol		CUSTOMER COPY	
ANYTEK		<small>ALL RIGHTS RESERVED. REPRODUCTION OR ISSUE TO THIRD PARTIES IN ANY FORM WHATSOEVER IS NOT PERMITTED WITHOUT WRITTEN AUTHORITY FROM THE PROPRIETOR. PROPERTY OF ANYTEK TECHNOLOGY CO., LTD</small>	
TITLE	AWH Series Relay, RT III Wash Tight, 12V DC,		
PART NO.	AWHSH112DM00G	DWG NO.	8AWH0004
APPROVED	CHECKED	DESIGNED	DRAWN
		LENA 2021.03.08	LENA 2021.03.08
SHEET: 01/01		UNIT: mm	Tolerance
REV: A0		SCALE: 2:1	X. ±0.50
			X.X ±0.30
			X.XX ±0.10
			X° ±1°