PRODUCT NUMBER	TAIL LGTH. DIM "A"	PCB THICKNESS±0.20
89047-X02LF	2.90	1.6
89047-X12LF	3.53	2.4

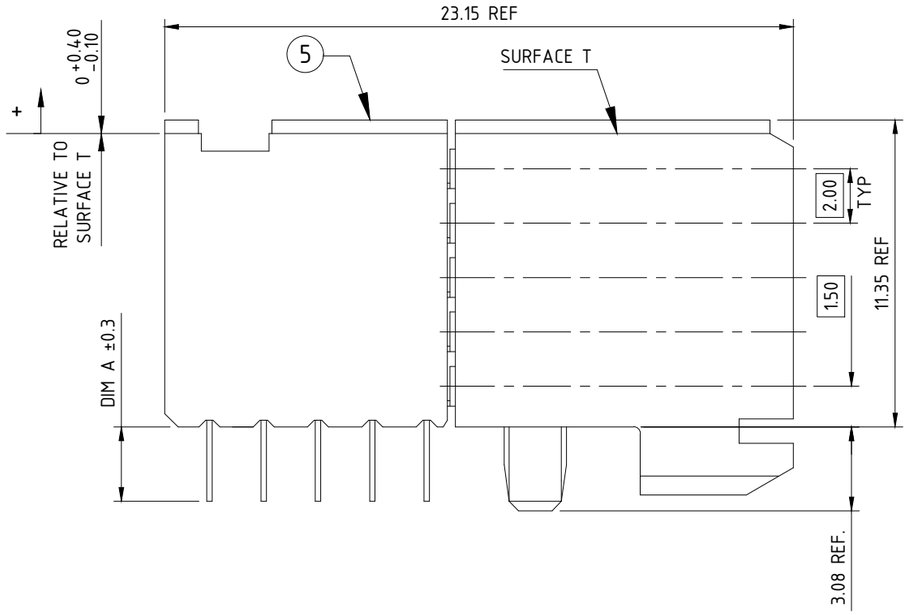

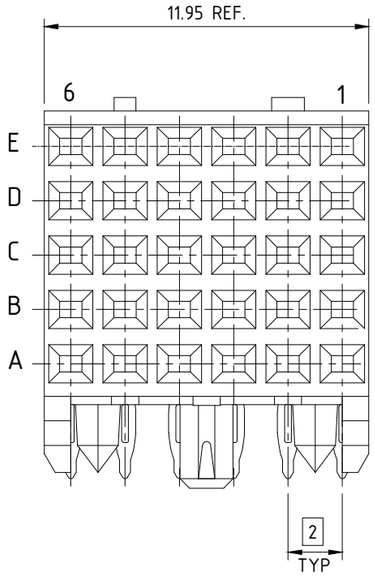

PCB LAYOUT - COMPONENT SIDE.

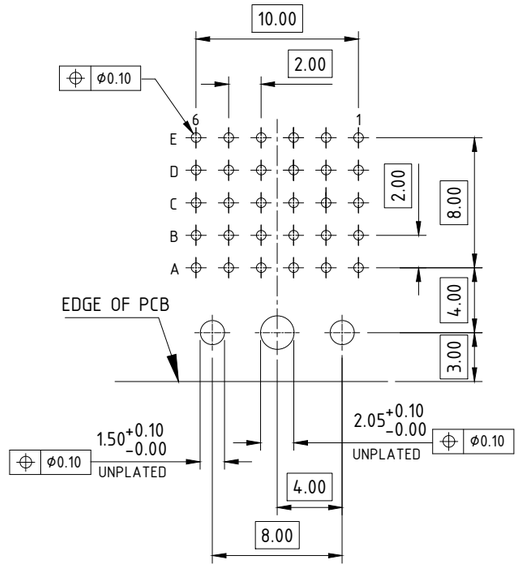

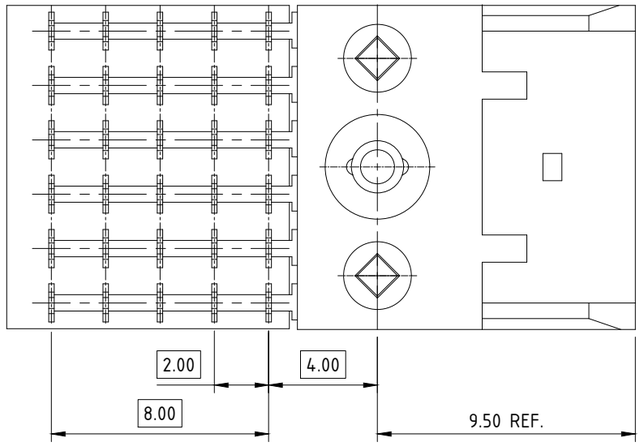

NOTES:

1. CONNECTOR MATERIALS:
   HOUSING : THERMOPLASTIC UL 94-V0
   CONTACT : COPPER ALLOY
2. PRODUCT SPECIFICATION : GS-12-002
3. APPLICATION SPECIFICATIONS : BUS-20-061, GS-20-001 & TA-941
4. FOR PLATING SPECIFICATION REFER DRAWING NO : 10159408
5. TOP SURFACE OF PRESS BLOCK MAY EXTEND UP TO 0.4MM HIGHER THAN HOUSING. THIS MAY AFFECT THE TAIL LENGTH BEFORE APPLICATION TO A BOARD.
6. THESE PRODUCTS WHERE THE PART NUMBER ENDS IN "LF" MEET THE EUROPEAN UNION DIRECTIVES AND OTHER COUNTRY REGULATIONS AS DESCRIBED IN GS-47-0004.
7. THIS PRODUCTS WILL WITHSTAND EXPOSURE TO 240°C FOR 60 SECONDS IN A CONVECTION, INFAR-RED OR VAPOR PHASE REFLOW OVEN.
8. FOR RECCOMENDED PTH DIMENSIONS REFER DRAWING NO : 58351.

mat'l. code				surface	tolerance	projection	product family
NOTE 1				ISO 1302	ISO 406 ISO 1101		METRAL
ltr	ecn no	dr	date	tolerances unless otherwise specified			title
V	DG09-0068	Cenh	2009-06-06	angles	linear .X±0.3	mm	B SERIES RA SIGNAL REC.ASSY
W	DG11-0061	Cenh	2011-03-03		.XX±0.13		5 ROW, 1 MOD, PF
X	ELX-I-37743	MINI	2020-07-23	0°±2°	.XXX±.051	scale —	
				dr	C.DAILY	2002-06-18	dwg no 89047 sheet 1 of 1 size A3
				engr	ARUN	2020-07-01	
				chr	ALEX BABU	2020-07-23	
				appd	SANOJ	2020-07-23	type Product Customer Drawing
sheet index	revision	X					
	sheet	1					

© 2016 AFCI

form: A3-2016-02-24