

1744429-7 ✓ ACTIVE



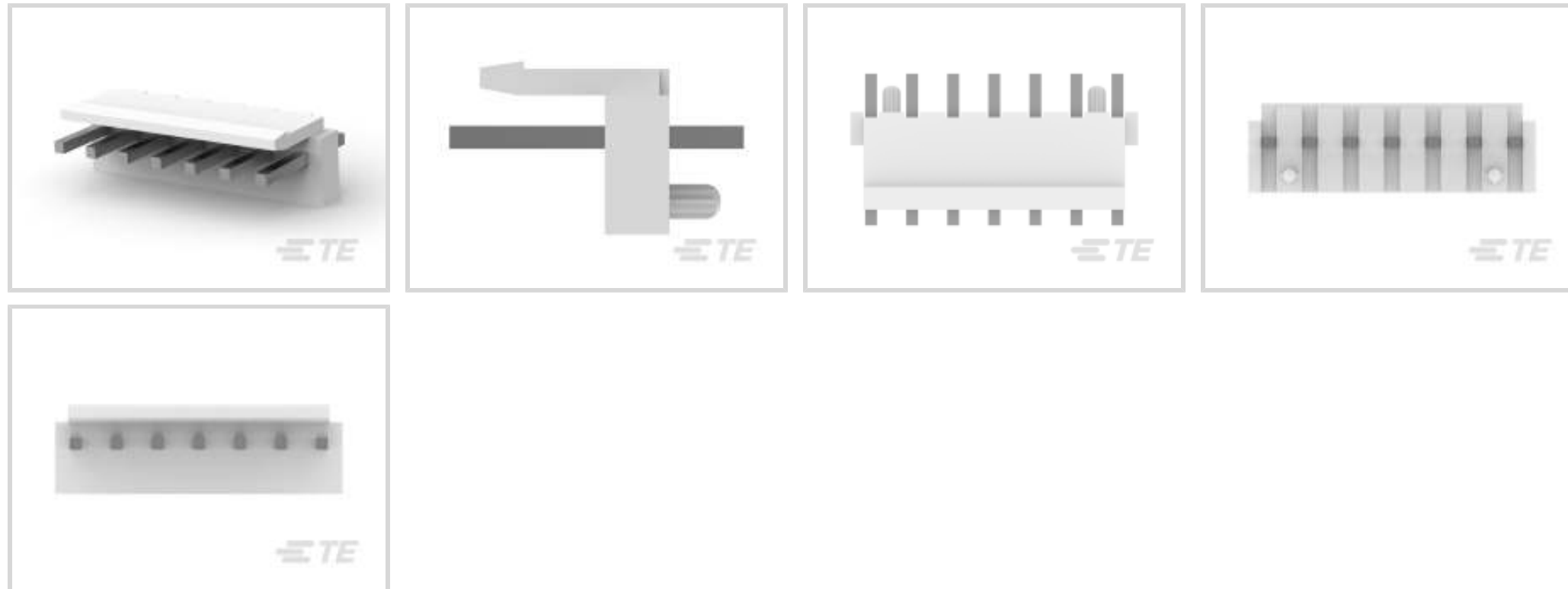
### Economy Power

TE Internal #: 1744429-7

Rectangular Power Connectors, Header, Plug, Wire-to-Board, 7 Position, 3.96 mm [.156 in] Centerline, Printed Circuit Board, UL 94V-0, Economy Power

[View on TE.com >](#)

Connectors > Power Connectors > Rectangular Power > Rectangular Power Connectors



Rectangular Power Connector Type: **Header**

Connector & Housing Type: **Plug**

Connector System: **Wire-to-Board**

Number of Positions: **7**

Centerline (Pitch): **3.96 mm [.156 in]**

## Features

### Product Type Features

Header Type	Partially Shrouded
Rectangular Power Connector Type	Header
Connector & Housing Type	Plug
Connector System	Wire-to-Board
Sealable	No
Connector & Contact Terminates To	Printed Circuit Board

### Configuration Features

Number of Positions	7
PCB Mount Orientation	Vertical
Number of Power Positions	7
Number of Rows	1

### Electrical Characteristics

Operating Voltage	250 VDC
-------------------	---------

### Contact Features



Mating Post Length	7.7 mm[.303 in]
PCB Contact Termination Area Plating Material Thickness	3 $\mu$ m[120 $\mu$ in]
Contact Layout	Inline
Contact Mating Area Plating Material	Tin
Contact Base Material	Brass
Contact Current Rating (Max)	8 A
Contact Retention Within Housing	Without
Contact Type	Pin
PCB Contact Termination Area Plating Material	Tin
Contact Mating Area Plating Material Thickness	3.05 $\mu$ m[120 $\mu$ in]

### Termination Features

Termination Post & Tail Length	3.69 mm[.145 in]
Termination Method to Printed Circuit Board	Through Hole - Solder

### Mechanical Attachment

PCB Mount Alignment Type	Boss
Strain Relief	Without
Mating Retention	With
Mating Alignment	Without
PCB Mount Alignment	With
PCB Mount Retention	Without
Connector Mounting Type	Board Mount

### Housing Features

Centerline (Pitch)	3.96 mm[.156 in]
Housing Color	Natural
Housing Material	Nylon

### Dimensions

Connector Height	9.4 mm[.37 in]
Product Length	27.72 mm[1.091 in]

### Usage Conditions

Operating Temperature Range	-25 – 105 °C[-13 – 221 °F]
-----------------------------	----------------------------

### Operation/Application

Circuit Application	Power
---------------------	-------



### Industry Standards

UL Flammability Rating	UL 94V-0
Glow Wire Rating	GWT 750°C (Without Flame)

### Packaging Features

Packaging Quantity	500
Packaging Method	Bag

### Product Compliance

[For compliance documentation, visit the product page on TE.com>](#)

EU RoHS Directive 2011/65/EU	Compliant
EU ELV Directive 2000/53/EC	Compliant
China RoHS 2 Directive MIIT Order No 32, 2016	No Restricted Materials Above Threshold
EU REACH Regulation (EC) No. 1907/2006	Current ECHA Candidate List: JUNE 2023 (235) Candidate List Declared Against: JAN 2023 (233) Does not contain REACH SVHC
Halogen Content	Not Low Halogen - contains Br or Cl > 900 ppm.
Solder Process Capability	Wave solder capable to 265°C

#### Product Compliance Disclaimer

This information is provided based on reasonable inquiry of our suppliers and represents our current actual knowledge based on the information they provided. This information is subject to change. The part numbers that TE has identified as EU RoHS compliant have a maximum concentration of 0.1% by weight in homogenous materials for lead, hexavalent chromium, mercury, PBB, PBDE, DBP, BBP, DEHP, DIBP, and 0.01% for cadmium, or qualify for an exemption to these limits as defined in the Annexes of Directive 2011/65/EU (RoHS2). Finished electrical and electronic equipment products will be CE marked as required by Directive 2011/65/EU. Components may not be CE marked. Additionally, the part numbers that TE has identified as EU ELV compliant have a maximum concentration of 0.1% by weight in homogenous materials for lead, hexavalent chromium, and mercury, and 0.01% for cadmium, or qualify for an exemption to these limits as defined in the Annexes of Directive 2000/53/EC (ELV). Regarding the REACH Regulation, the information TE provides on SVHC in articles for this part number is based on the latest European Chemicals Agency (ECHA) 'Guidance on requirements for substances in articles' posted at this URL: <https://echa.europa.eu/guidance-documents/guidance-on-reach>

### Compatible Parts



TE Part # 1744416-7  
7 POS EP II HSG, GLOW WIRE



TE Part # 2-1744057-7  
3.96 EP HDR ASSY 7P W/PEGS, BLUE



TE Part # 1744544-7  
EP II TPA 07P, BLACK



TE Part # 1-1744429-6  
3.96 EP HDR ASSY 6P W/PEGS, GW,  
NO PIN 3



TE Part # 1-1744429-9  
3.96 EP HDR ASSY 9P W/PEGS, GW,  
NO PIN 3



TE Part # 1-1744524-0  
EP 10P HEADER ASY NO 8 PIN

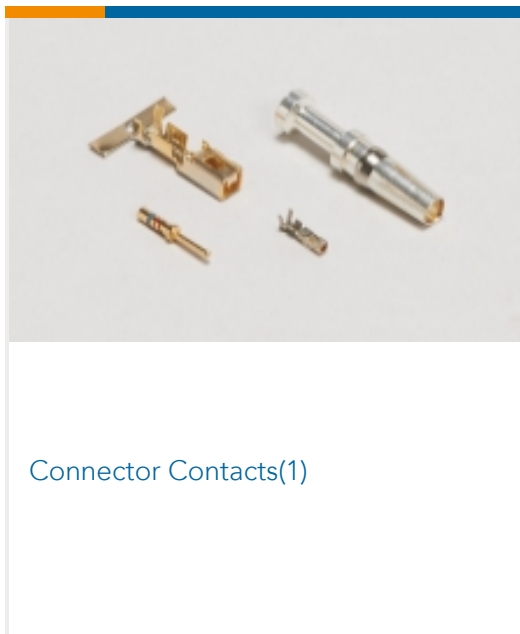


TE Part # 1-1744524-1  
EP 11P HEADER ASY NO 6,10 PINS

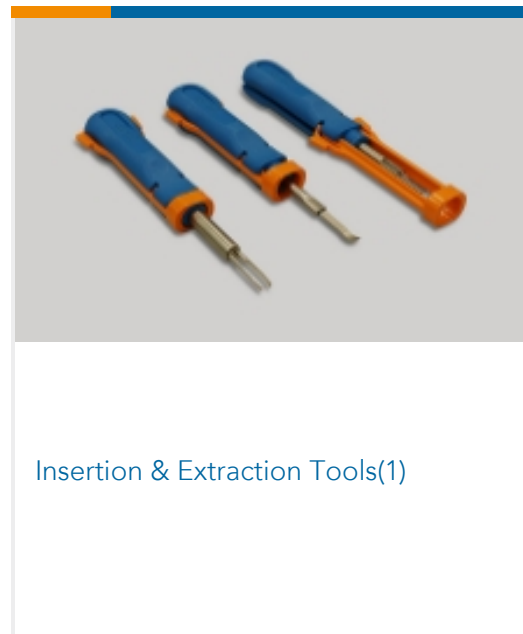


TE Part # 1-1744524-2  
EP 12P HEADER ASY NO 2,6 PINS

Also in the Series | Economy Power




Connector Contacts(1)




Insertion & Extraction Tools(1)




PCB Headers & Receptacles(162)



PCB Latches, Locks & Retainers(2)



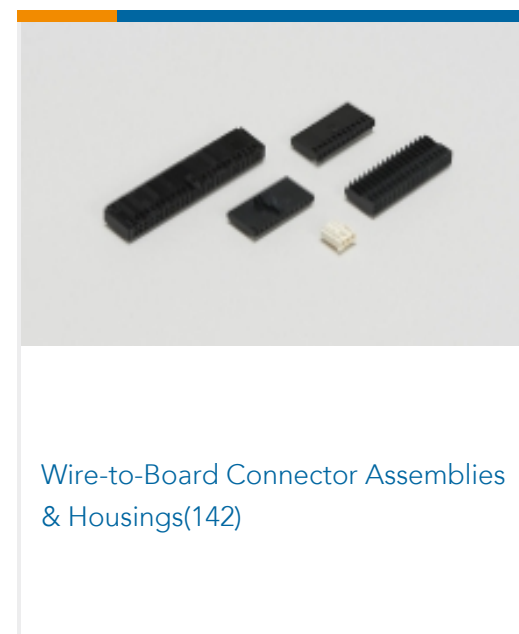
Power Contacts(8)



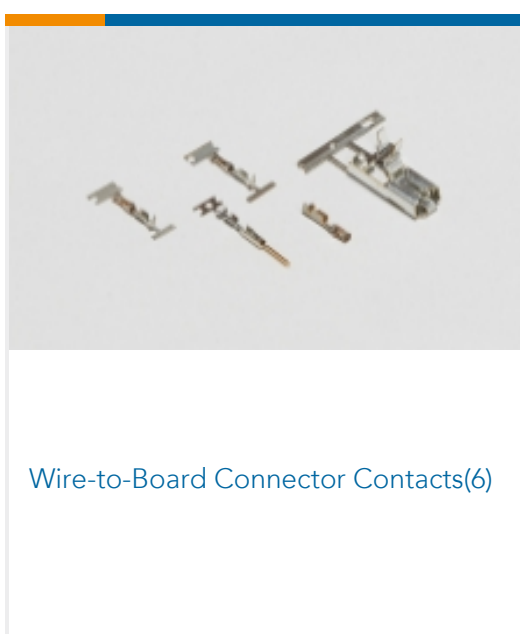
Rectangular Connector Housings(1)



Rectangular Power Connectors(302)



Wire-to-Board Connector Assemblies  
& Housings(142)

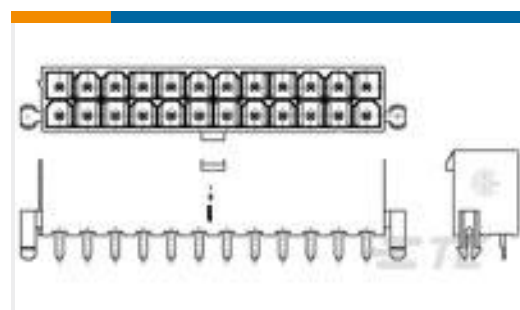


Wire-to-Board Connector Contacts(6)

Customers Also Bought



TE Part #5-103669-1  
02 MTE HDR SRST LATCH W/HLDWN



TE Part #2029265-2  
2P VAL-U-LOK VRTHDR W/PGS GW



TE Part #6-1415899-4  
RZHH-1A4-D005



TE Part #2232043-3  
3P, RAST 5 Tab Header, THV



TE Part #1-1877285-7  
07P EP SHRD HDR ASMY, WHITE, NO  
PIN 6



TE Part #1744429-2  
3.96 EP HDR ASSY 2P W/PEGS, GW



TE Part #1744429-8  
3.96 EP HDR ASSY 8P W/PEGS, GW

## Documents

### Product Drawings

#### 3.96 EP HDR ASSY 7P W/PEGS, GW

English

### CAD Files

#### 3D PDF

3D

#### Customer View Model

[ENG\\_CVM\\_CVM\\_1744429-7\\_D.2d\\_dxf.zip](#)

English

#### Customer View Model

[ENG\\_CVM\\_CVM\\_1744429-7\\_D.3d\\_igs.zip](#)

English

#### Customer View Model

[ENG\\_CVM\\_CVM\\_1744429-7\\_D.3d\\_stp.zip](#)

English

By downloading the CAD file I accept and agree to the [Terms and Conditions](#) of use.

### Datasheets & Catalog Pages

#### Economy Power II (EP II) Glow Wire test compliant connectors

English

#### 1-1773885-9 Economy Power Connectors

English

### Product Specifications

#### Application Specification

Japanese



1744429-7

Rectangular Power Connectors, Header, Plug, Wire-to-Board, 7 Position, 3.96 mm [.156 in] Centerline, Printed Circuit Board, UL 94V-0, Economy Power



**Product Environmental Compliance**

[MD\\_1744429-7\\_10092015332\\_dmtec](#)

English

[MD\\_1744429-7\\_10092015332\\_dmtec](#)

English