

1586105-3 ✓ ACTIVE

VAL-U-LOK


TE Internal #: 1586105-3

Rectangular Power Connectors, Housing, Receptacle, Wire-to-Wire,
3 Position, 4.2 mm [.165 in] Centerline, Wire & Cable, UL 94V-2

[View on TE.com >](#)



Connectors > Power Connectors > Rectangular Power > Rectangular Power Connectors



Rectangular Power Connector Type: **Housing**

Connector & Housing Type: **Receptacle**

Connector System: **Wire-to-Wire**

Number of Positions: **3**

Centerline (Pitch): **4.2 mm [.165 in]**

Features

Product Type Features

| | |
|-----------------------------------|--------------|
| Rectangular Power Connector Type | Housing |
| Connector & Housing Type | Receptacle |
| Connector System | Wire-to-Wire |
| Sealable | No |
| Connector & Contact Terminates To | Wire & Cable |

Configuration Features

| | |
|-----------------------------------|---------------|
| Insertion Force | 15 Newton |
| Compatible With Wire & Cable Type | Discrete Wire |
| Number of Positions | 3 |
| Number of Rows | 1 |

Electrical Characteristics

| | |
|-------------------|---------|
| Operating Voltage | 600 VAC |
|-------------------|---------|

Contact Features

| | |
|----------------|--------|
| Contact Layout | Inline |
|----------------|--------|



| | |
|----------------------------------|---------|
| Contact Retention Within Housing | Without |
|----------------------------------|---------|

| | |
|--------------|------------|
| Contact Type | Receptacle |
|--------------|------------|

Termination Features

| | |
|------------------------------------|-------|
| Termination Method to Wire & Cable | Crimp |
|------------------------------------|-------|

Mechanical Attachment

| | |
|-------------------------|----------------------------|
| Connector Mounting Type | Cable Mount (Free-Hanging) |
|-------------------------|----------------------------|

Housing Features

| | |
|--------------------|------------------|
| Centerline (Pitch) | 4.2 mm [.165 in] |
|--------------------|------------------|

| | |
|---------------|---------|
| Housing Color | Natural |
|---------------|---------|

| | |
|------------------|----------|
| Housing Material | Nylon 66 |
|------------------|----------|

Dimensions

| | |
|------------------|------------------|
| Connector Height | 7.4 mm [.291 in] |
|------------------|------------------|

| | |
|---------------|-------------------|
| Product Width | 20.6 mm [.811 in] |
|---------------|-------------------|

| | |
|----------------|-------------------|
| Product Length | 13.8 mm [.543 in] |
|----------------|-------------------|

| | |
|--------------------------------------|-------------------------------|
| Compatible Insulation Diameter Range | 1.2 – 3.1 mm [.047 – .122 in] |
|--------------------------------------|-------------------------------|

Usage Conditions

| | |
|-----------------------------|-----------------------------|
| Operating Temperature Range | -40 – 105 °C [-40 – 221 °F] |
|-----------------------------|-----------------------------|

Operation/Application

| | |
|---------------------|----------------|
| Circuit Application | Power & Signal |
|---------------------|----------------|

Identification Marking

| | |
|--------------------------------|------|
| Circuit Identification Feature | With |
|--------------------------------|------|

Industry Standards

| | |
|------------|--------|
| CSA Rating | 208567 |
|------------|--------|

| | |
|-----------|------------|
| UL Rating | Recognized |
|-----------|------------|

| | |
|-----------------|---------|
| Agency/Standard | CSA, UL |
|-----------------|---------|

| | |
|--------------------|-----------|
| Approved Standards | UL E28476 |
|--------------------|-----------|

| | |
|------------------------|----------|
| UL Flammability Rating | UL 94V-2 |
|------------------------|----------|

| | |
|------------------|-------------------------------|
| Glow Wire Rating | Standard Part - Not Glow Wire |
|------------------|-------------------------------|

Packaging Features

| | |
|--------------------|------|
| Packaging Quantity | 1000 |
|--------------------|------|

| | |
|------------------|-----|
| Packaging Method | Bag |
|------------------|-----|



Product Compliance

[For compliance documentation, visit the product page on TE.com>](#)

| | |
|---|---|
| EU RoHS Directive 2011/65/EU | Compliant |
| EU ELV Directive 2000/53/EC | Compliant |
| China RoHS 2 Directive MIIT Order No 32, 2016 | No Restricted Materials Above Threshold |
| EU REACH Regulation (EC) No. 1907/2006 | Current ECHA Candidate List: JUNE 2023 (235) Candidate List Declared Against: JUNE 2023 (235) Does not contain REACH SVHC |
| Halogen Content | Low Halogen - Br, Cl, F, I < 900 ppm per homogenous material. Also BFR/CFR/PVC Free |
| Solder Process Capability | Not applicable for solder process capability |

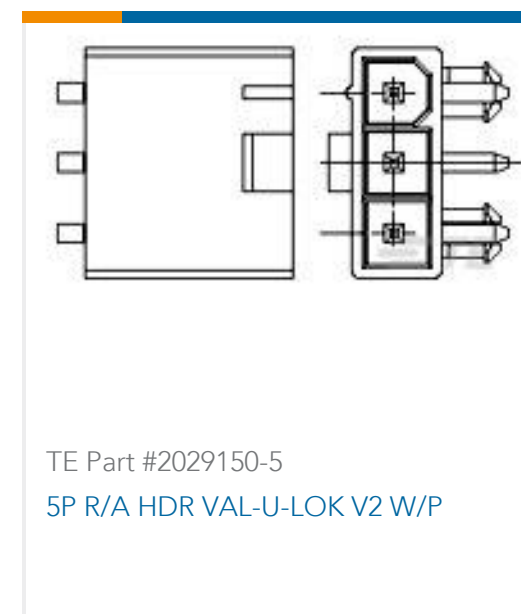
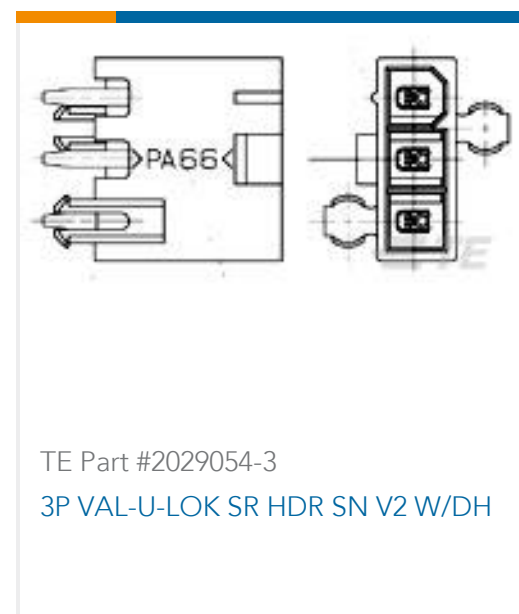
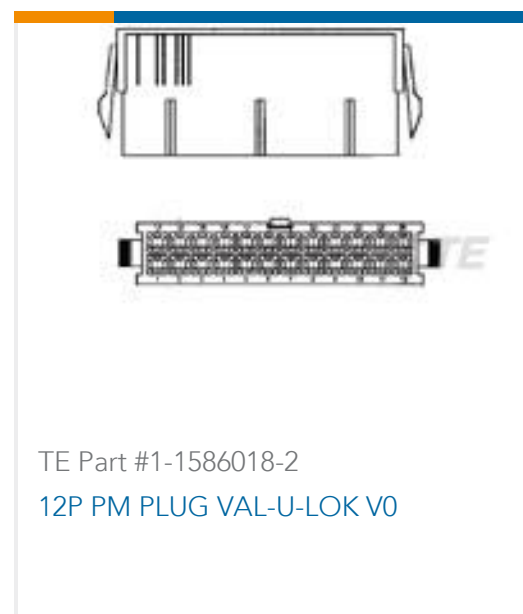
Product Compliance Disclaimer

This information is provided based on reasonable inquiry of our suppliers and represents our current actual knowledge based on the information they provided. This information is subject to change. The part numbers that TE has identified as EU RoHS compliant have a maximum concentration of 0.1% by weight in homogenous materials for lead, hexavalent chromium, mercury, PBB, PBDE, DBP, BBP, DEHP, DIBP, and 0.01% for cadmium, or qualify for an exemption to these limits as defined in the Annexes of Directive 2011/65/EU (RoHS2). Finished electrical and electronic equipment products will be CE marked as required by Directive 2011/65/EU. Components may not be CE marked. Additionally, the part numbers that TE has identified as EU ELV compliant have a maximum concentration of 0.1% by weight in homogenous materials for lead, hexavalent chromium, and mercury, and 0.01% for cadmium, or qualify for an exemption to these limits as defined in the Annexes of Directive 2000/53/EC (ELV). Regarding the REACH Regulation, the information TE provides on SVHC in articles for this part number is based on the latest European Chemicals Agency (ECHA) 'Guidance on requirements for substances in articles' posted at this URL: <https://echa.europa.eu/guidance-documents/guidance-on-reach>

Compatible Parts

| | | |
|---|---|---|
|  <p>TE Part # 1586103-3 3P PLUG VAL-U-LOK SR FH V2</p> |  <p>TE Part # 1586101-3 3P PLUG VAL-U-LOK SR PM V2</p> |  <p>TE Part # 2307185-3 3P PLUG SR VAL-U-LOK FH GW - TPA VERSION</p> |
|---|---|---|

Customers Also Bought



Documents

Product Drawings

3P RCPT VAL-U-LOK SR V2

English

CAD Files

3D PDF

3D

Customer View Model

[ENG_CVM_CVM_1586105-3_C.2d_dxf.zip](#)

English

Customer View Model

[ENG_CVM_CVM_1586105-3_C.3d_igs.zip](#)

English

Customer View Model

[ENG_CVM_CVM_1586105-3_C.3d_stp.zip](#)

English

Customer View Model

[ENG_CVM_1586105-3_B.3d_igs.zip](#)

English

Customer View Model

[ENG_CVM_1586105-3_B.3d_stp.zip](#)

English

Customer View Model

[ENG_CVM_1586105-3_B.2d_dxf.zip](#)

English

3D PDF

3D



By downloading the CAD file I accept and agree to the [Terms and Conditions](#) of use.

Datasheets & Catalog Pages

[SOFT_SHELL_PIN_AND_SOCKET_CONNECTORS_CATALOG](#)

English

[VAL-U-LOK_SINGLE_ROW_HEADERS](#)

English

Product Specifications

[Application Specification](#)

English

Product Environmental Compliance

[MD_1586105-3_06182014243_dmtec](#)

English

[MD_1586105-3_06182014243_dmtec](#)

English

Agency Approvals

[UL Report](#)

English