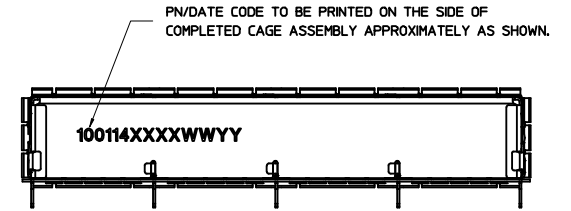
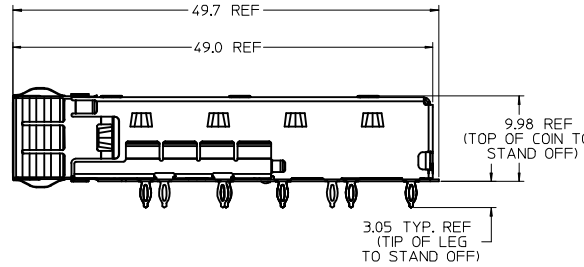
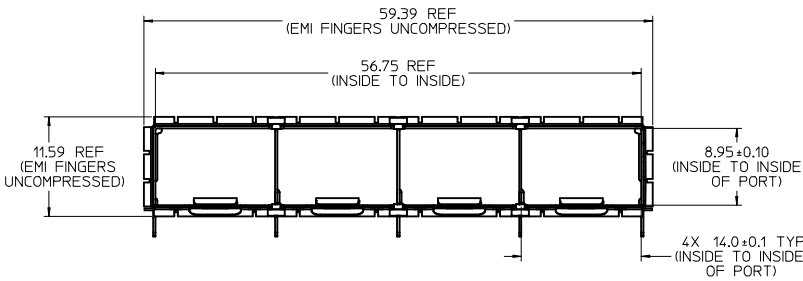
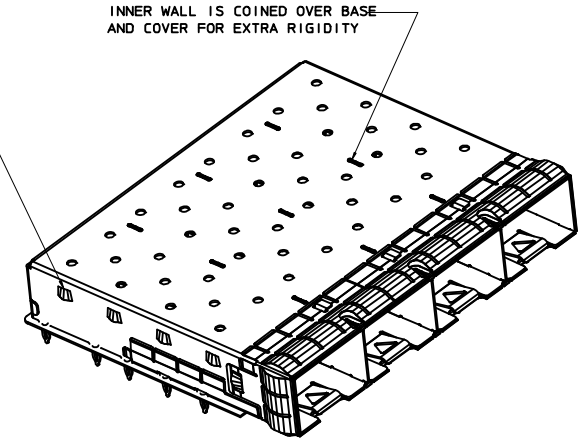
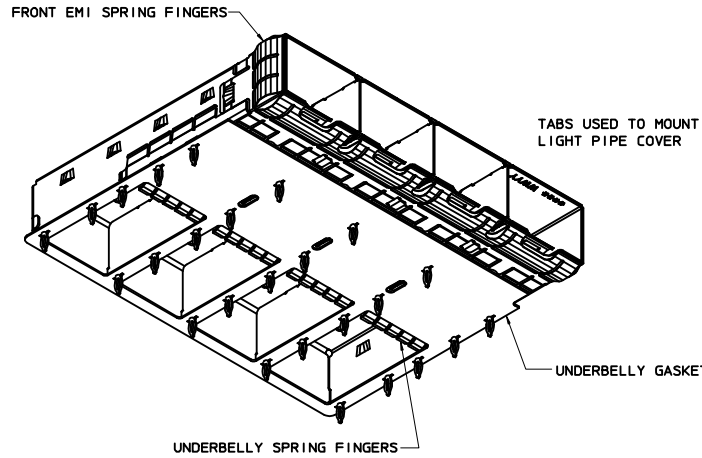
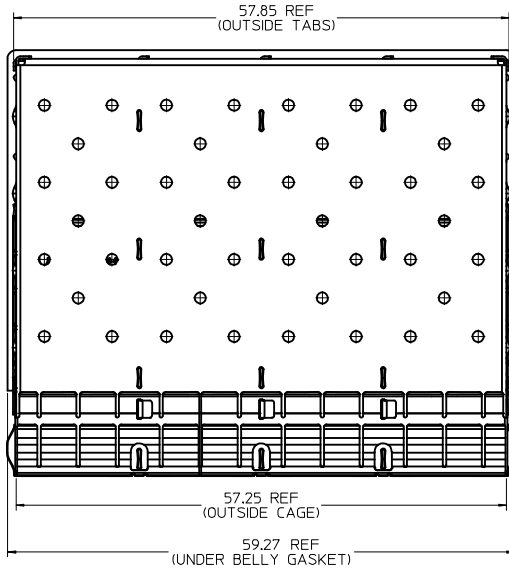


THIS CAGE HAS A CUSTOM LEG CONFIGURATION FOR BELLY TO BELLY MOUNTING OPPOSITE A 2X4 GANGED CAGE



NOTES:

- MATERIAL:
CAGE: 0.25mm THICK COPPER ALLOY, NICKEL PLATED
FRONT EMI SPRING FINGERS: 0.08mm THICK COPPER ALLOY, NICKEL PLATED
UNDER BELLY GASKET: UL94 V-0 RATED SILICON RUBBER
- PRESS FIT LEGS 3.05 [.120 INCH] LONG
- OPTIONAL LIGHT PIPE ASSEMBLY AVAILABLE
- WELD SPOTS MAY SHOW SLIGHT MATERIAL DISCOLORATION
- PORTS ARE DESIGNED FOR SFP+ TRANSCIEVERS AND ARE COMPATIBLE WITH SFP TRANSCIEVERS
- NO RoHS EXEMPTIONS

WEEK/YEAR DATE CODE TABLE	
WW	01 THRU 52 OR 53 EXAMPLE: 01 - FIRST WEEK OF YEAR 52 - LAST WEEK OF YEAR
YY	14, 15, 16 ETC. EXAMPLE: YEAR 2014 = 14

MOLEX ASSEMBLY P/N	DESCRIPTION
1001149420	ZSFP+ GEN 2 1X4 CAGE WITH TALLER SPRING FINGERS. FOR BELLY TO BELLY WITH 2X4

SEE REV HISTORY EC NO: CPG2015-5349 DRAWN: WALLACE01 2015/02/05 CHKD: GARDELLA 2015/06/23 APPR: KLOYD 2015/06/24	QUALITY SYMBOLS	GENERAL TOLERANCES (UNLESS SPECIFIED)	DIMENSION STYLE	SCALE	DESIGN UNITS	THIRD ANGLE PROJECTION
	▽=0	4 PLACES ± --- INCH	MM ONLY	3.5:1	METRIC	
	▽=0	3 PLACES ± --- INCH				
	▽=0	2 PLACES ± 0.15 INCH				
		ANGULAR ± 1 °				
		DRAFT WHERE APPLICABLE MUST REMAIN WITHIN DIMENSIONS	SEE P/N TABLE			
			MATERIAL NO.	DOCUMENT NO.		
				SD-100114-9420		
						SHEET NO. 1 OF 4

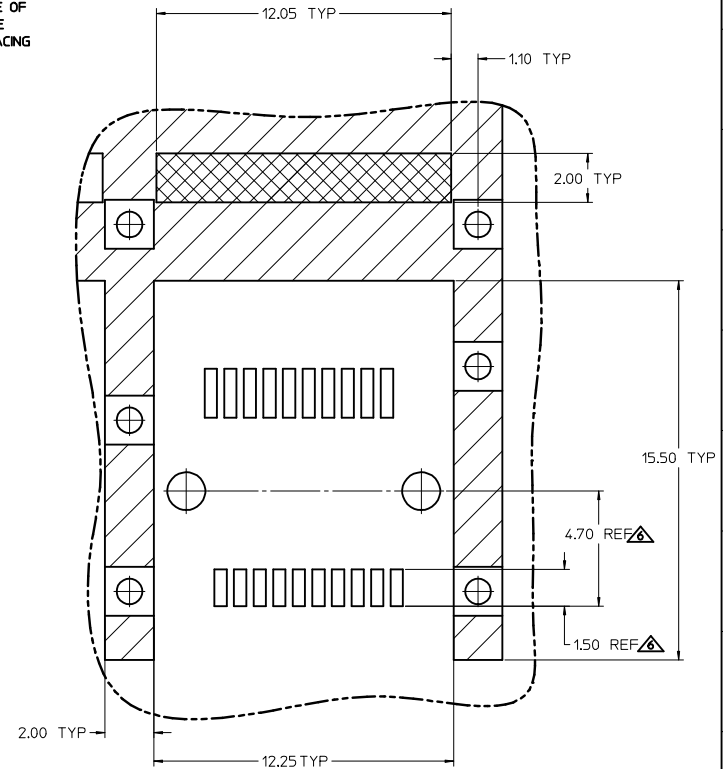
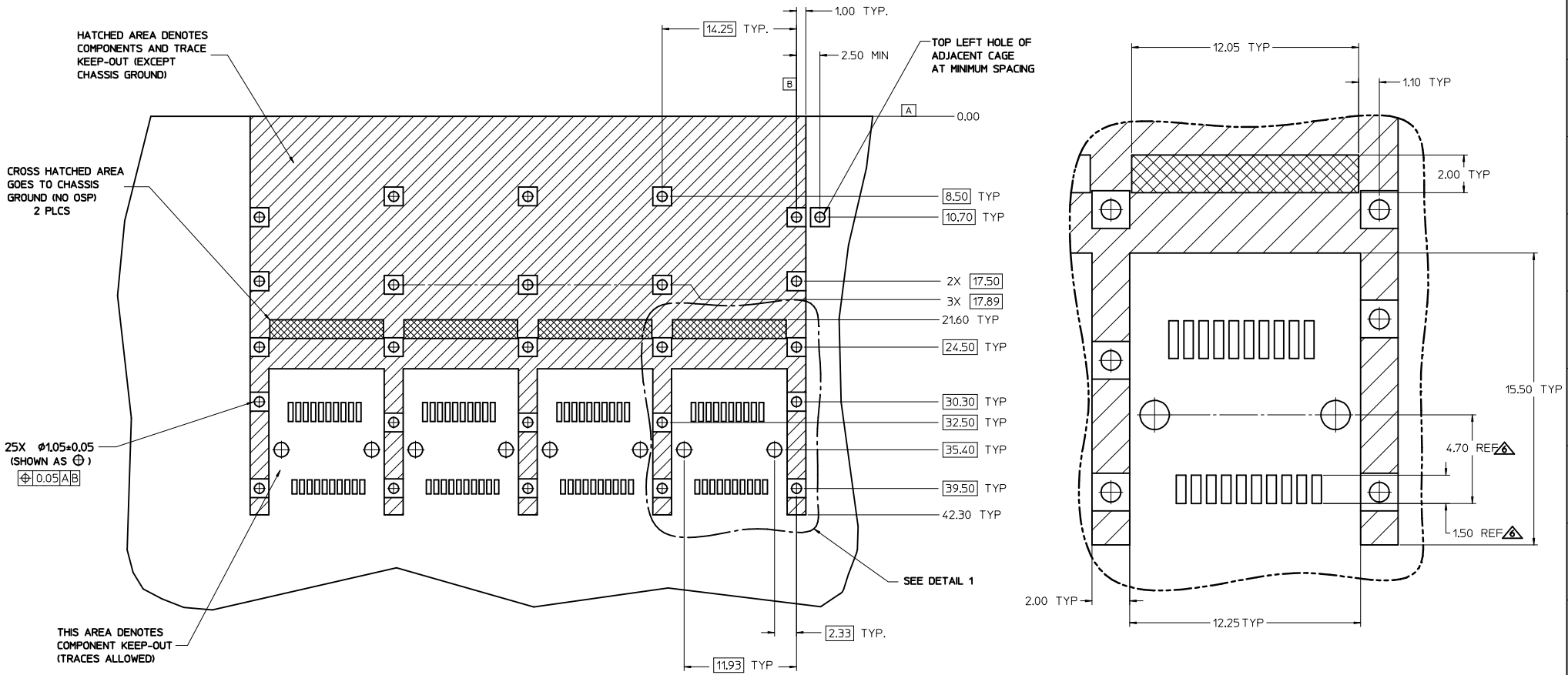
TITLE: ZSFP+ GEN 2 1X4 CAGE W/ SPRING FINGERS FOR BELLY TO BELLY WITH 2X4

molex

THIS DRAWING CONTAINS INFORMATION THAT IS PROPRIETARY TO MOLEX INCORPORATED AND SHOULD NOT BE USED WITHOUT WRITTEN PERMISSION

PCB LAYOUT

THIS CAGE HAS A CUSTOM LEG CONFIGURATION FOR BELLY TO BELLY MOUNTING OPPOSITE A 2X4 GANGED CAGE



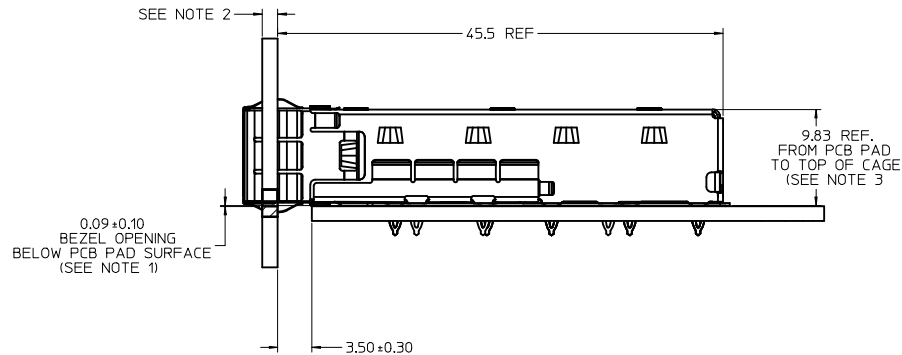
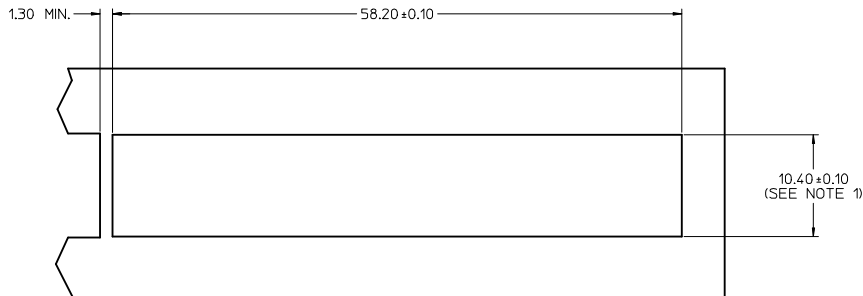
DETAIL 1
SCALE 10:1
HOST CONNECTOR DETAIL

NOTES:

1. PADS AND VIAS CONNECT TO CHASSIS GROUND (RECOMMEND PADS TO BE 2.00mm SQUARE)
 2. RECOMMENDED THRU HOLE PLATING INCLUDES HASL, OSP, OR IMMERSION (GOLD, SILVER, OR TIN).
 3. CONNECTOR PAD LAYOUT WILL ACCOMMODATE MOLEX CONNECTOR SERIES 170382.
 4. SPACING BETWEEN PORTS IS 14.25mm.
 5. RECOMMENDED BOARD THICKNESSES:
 - 1.57 [.062 INCH] MINIMUM PCB THICKNESS FOR SINGLE SIDED USE
 - 3.00 [.118 INCH] MINIMUM PCB THICKNESS FOR BELLY TO BELLY USE
- REAR ROW OF PADS HAVE BEEN SHORTENED IN ORDER TO WORK WITH THE LAYOUT OF THE 2X4 CAGE
SEE AS-171224-0003 FOR 3XN APPLICATION GUIDELINES

SEE REV HISTORY IEC NO: CPG2015-5349 DRAWN: WALLACE1 2015/02/05 CHKD: GBARDELLA 2015/06/23 APPR: KLOYD 2015/06/24	QUALITY SYMBOLS	GENERAL TOLERANCES (UNLESS SPECIFIED)	DIMENSION STYLE	SCALE	DESIGN UNITS	THIRD ANGLE PROJECTION
	▽=0	mm INCH	MM ONLY	5:1	METRIC	☉
	▽=0	4 PLACES ± --- + ---	DRAWN BY	DATE	TITLE	
	▽=0	3 PLACES ± --- + ---	JWALLACE01	2013/10/25	ZSFP+ GEN 2 1X4 CAGE W/ SPRING FINGERS FOR BELLY TO BELLY WITH 2X4	
	2 PLACES ± 0.15 + ---	CHECKED BY	DATE			
	1 PLACE ± 0.25 + ---	GBARDELLA	2014/01/31			
	0 PLACE ± --- + ---	APPROVED BY	DATE			
		KLOYD	2014/02/10			
		ANGULAR ± 1 °	MATERIAL NO.	DOCUMENT NO.		
		DRAFT WHERE APPLICABLE MUST REMAIN WITHIN DIMENSIONS	SEE SHEET 1	SD-100114-9420		
			THIS DRAWING CONTAINS INFORMATION THAT IS PROPRIETARY TO MOLEX INCORPORATED AND SHOULD NOT BE USED WITHOUT WRITTEN PERMISSION			
			SHEET NO.	2 OF 4		

BEZEL AND BOARD POSITION DIMENSIONS FOR SINGLE SIDE MOUNTING
(SPRING FINGER)



NOTE:

1. PCB THICKNESS VARIATION MUST BE CONSIDERED WHEN DETERMINING BEZEL OPENING SIZE AND LOCATION.
2. RECOMMENDED BEZEL THICKNESS IS 1.7 ± 0.9mm. THE USE OF THICKER BEZELS MAY REQUIRE A NOTCH FOR CLEARANCE OF THE CAGE LATCH.
3. CAGE STAND OFF TO PIERCE UNDERBELLY GASKET.

SEE REV HISTORY IEC NO: CPG2015-5349 DRAWN: WALLACE01 2013/10/25 CHECKED BY: CHYKOSBARDELLA 2015/06/23 APPROVED BY: APPERSK LLOYD 2015/06/24	QUALITY SYMBOLS	GENERAL TOLERANCES (UNLESS SPECIFIED)	DIMENSION STYLE	SCALE	DESIGN UNITS	THIRD ANGLE PROJECTION
	▽=0	mm INCH	MM ONLY	4:1	METRIC	
	▽=0	4 PLACES ± --- + ---	DRAWN BY: JWALLACE01	DATE: 2013/10/25	TITLE: ZSFPP+ GEN 2 1X4 CAGE W/ SPRING FINGERS FOR BELLY TO BELLY WITH 2X4	
	▽=0	3 PLACES ± --- + ---	CHECKED BY: GBARDELLA	DATE: 2014/01/31		
▽=0	2 PLACES ± 0.15 ± --- + ---	1 PLACE ± 0.25 ± --- + ---	0 PLACE ± --- ± --- + ---	APPROVED BY: K LLOYD	DATE: 2014/02/10	MATERIAL NO. DOCUMENT NO. SHEET NO.
	ANGULAR ± 1 °	DRAFT WHERE APPLICABLE MUST REMAIN WITHIN DIMENSIONS	SEE SHEET 1	SD-100114-9420	3 OF 4	
			THIS DRAWING CONTAINS INFORMATION THAT IS PROPRIETARY TO MOLEX INCORPORATED AND SHOULD NOT BE USED WITHOUT WRITTEN PERMISSION			

DATE (YEAR/MONTH/DAY)	REVISION	COMMENTS
2014/02/07	A	1) INITIAL RELEASE
2014/05/16	B	1) UPDATED SHEET 2 TO SHOW THE REMOVAL OF 1.00 X 2.88mm GROUNDING PAD AREAS BEHIND THE HOST CONNECTORS ON THE PCB.
2014/09/11	C	1) UPDATED ALL VIEWS ON SHEETS 1 AND 3 TO SHOW NEW SPRING FINGER DESIGN. 2) MOVED BOARD THICKNESS NOTE FROM SHEET 1 TO SHEET 2.
2015/06/23	D	1) SHEET 1: ADDED TEXT TO NOTE 1: UNDER BELLY GASKET: UL94 V-0 RATED SILICON RUBBER. 2) SHEET 2: UPDATED CONNECTOR PAD FOOTPRINT TO WORK WITH ROUTING OF 2XN CONNECTOR TRACES. CHANGED NOTE 3: FROM "CONNECTOR PAD LAYOUT PER SFP+ MSA WILL ACCOMMODATE MOLEX CONNECTOR SERIES 74441 OR EQUIVALENT." TO "CONNECTOR PAD LAYOUT WILL ACCOMMODATE MOLEX CONNECTOR SERIES 170382." 3) ADDED 4.70 REF AND 1.50 REF TO DETAIL 1 ON SHEET 2. 4) ADDED NOTE 6 @A20 ON SHEET 1

SEE REV HISTORY IEC NO: CPG2015-5349 D JOURNAL WALLACE01 2015/02/05 CHYKO GBARDELLA 2015/06/23 APPR: K LLOYD 2015/06/24 REV DESCRIPTION	QUALITY SYMBOLS	GENERAL TOLERANCES (UNLESS SPECIFIED)	DIMENSION STYLE	SCALE	DESIGN UNITS	THIRD ANGLE PROJECTION	
	▽=0	4 PLACES ± .05	MM ONLY	1:1	METRIC		
	▽=0	3 PLACES ± .04					
	▽=0	2 PLACES ± 0.15					
		1 PLACE ± 0.25					
		0 PLACE ± .00					
		ANGULAR ± 1°					
		DRAFT WHERE APPLICABLE MUST REMAIN WITHIN DIMENSIONS					
			DRAWN BY	DATE	TITLE		
			JWALLACE01	2013/10/25	ZSFP+ GEN 2 1X4 CAGE W/ SPRING FINGERS FOR BELLY TO BELLY WITH 2X4		
			CHECKED BY	DATE			
			GBARDELLA	2014/01/31			
			APPROVED BY	DATE			
			KLLOYD	2014/02/10			
			MATERIAL NO.	DOCUMENT NO.			
			SEE SHEET 1	SD-100114-9420			
			SIZE				
			THIS DRAWING CONTAINS INFORMATION THAT IS PROPRIETARY TO MOLEX INCORPORATED AND SHOULD NOT BE USED WITHOUT WRITTEN PERMISSION				
						SHEET NO. 4 OF 4	