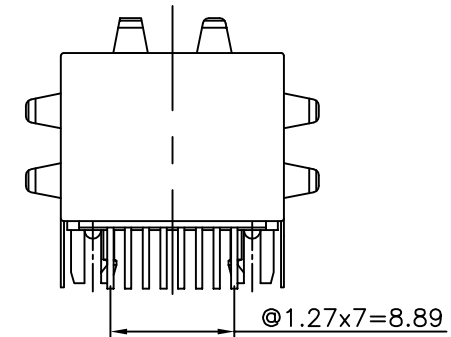
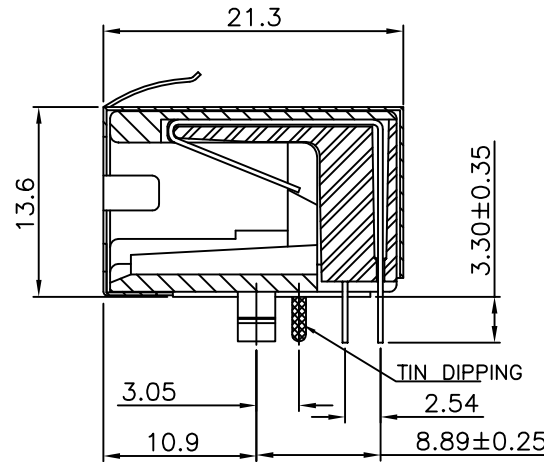
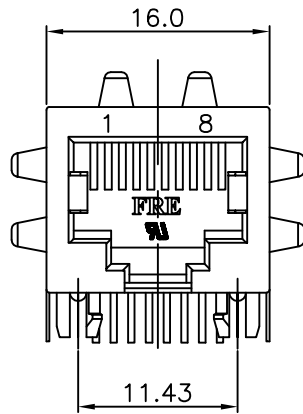


REVISION RECORD		
REV	DESCRIPTION	DRFT



NOTES:

ELECTRICAL:

- VOLTAGE RATING : 125VAC RMS.
- CURRENT RATING : 1.5 AMP.
- CONTACT RESISTANCE : 40 MILLIOHMS MAX.
- INSULATION RESISTANCE: 1000 MEGOHMS MIN @ 500 VDC.
- DIELECTRIC STRENGTH : 1000 VDC RMS 60Hz, 1MIN.
- CATEGORY 5 CHARACTERISTIC:

Frequency	Near-End Cross Talk dB, MIN.	Return Loss dB, MIN.	Attenuation dB, MAX.
1.0 MHZ	65	23	0.1
4.0 MHZ	65	23	0.1
8.0 MHZ	62	23	0.1
10.0 MHZ	60	23	0.1
16.0 MHZ	56	23	0.2
20.0 MHZ	54	23	0.2
25.0 MHZ	52	14	0.2
31.25 MHZ	50	14	0.2
62.5 MHZ	44	14	0.3
100.0 MHZ	40	14	0.4

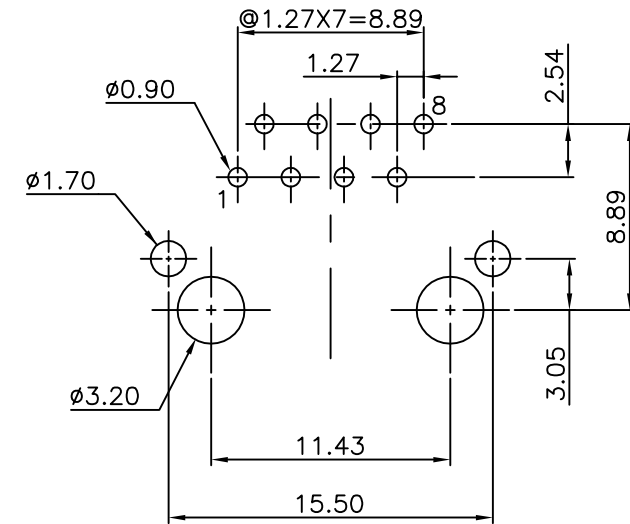
MECHANICAL:

- HOUSING MATERIAL : GLASS FIBER FILLED NYLON UL94V-0,COLOR--BLACK
- CONTACT MATERIAL : PHOSPHOR BRONZE t=0.35mm.
- PLATING : GOLD PLATING OVER NICKEL.
- SHIELD MATERIAL : BRASS C2680H, NICKEL PLATING.
- OPERATING LIFE : 750 CYCLES MIN.
- PCB RETENTION PRE-SOLDER : 1 LB MIN.
- PCB RETENTION POST-SOLDER: 10 LBS MIN.

ENVIRONMENTAL:

- STORAGE : -40°C TO +85°C.
- OPERATION: -40°C TO +85°C.
- WAVE SOLDERING TEMPERATURE: 255°C~265°C (5~10 SECONDS).
- RoHS COMPLIANT.

MATES WITH MODULAR PLUG CONFORMING TO
FCC PART 68, SUBPART F.
CUL FILE NO. E163191



PC BOARD LAYOUT T=1.60mm
COMPONENT SIDE SHOWN
TOLERANCES±0.05mm

E6588-52L184-L	30u"
PART NO.	Au PLATING

DETACHED LISTS	MM (INCH)		RoHS Compliant		Pulse Electronics	
	TOLERANCES EXCEPT AS NOTED					
	MM			TITLE		
	.0 ± 0.25	±		CAT.5 SHIELDED PCB JACK		
.00 ± 0.20	±		DFTO : ELLA		DRAWING NO. CE6588-52L18X-L	SIZE A3
.000 ± 0.10	±		DATE : 07/24/2012		/PART NO. E6588-52L184-L	REV 0
ANGLES ± 1'			SCALE : 2.5:1		DO NOT SCALE DRAWING	SHEET 1 OF 1
THIRD ANGLE PROJECTION						