

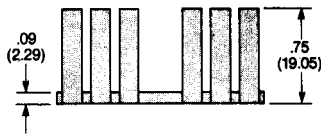
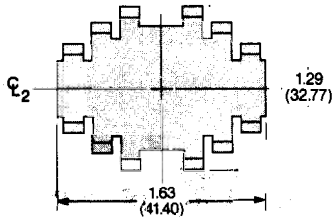
# SECTION 2

## HEAT DISSIPATORS FOR PLASTIC CASE, CASE-MOUNTED SEMICONDUCTORS

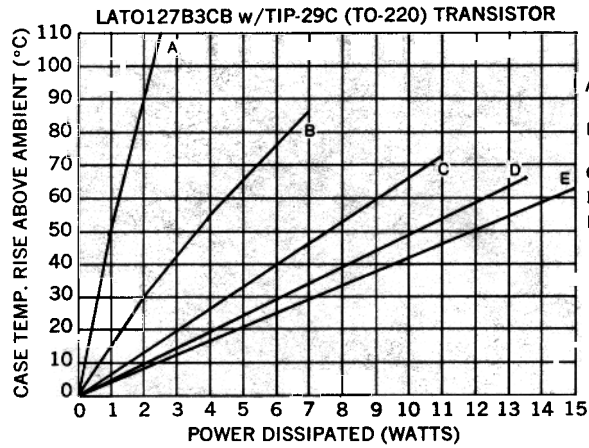
### LA-B3 Series



ϕ<sub>1</sub>



Dimensions are for reference use only. Contact IERC for dimensions with tolerances or standard part drawings.



DESCRIPTION OF CURVES  
 A. N.C. Horiz. Device Only Mounted to G-10.  
 B. N.C. Horiz. & Vert. With Dissipator.  
 C. 200 FPM w/Diss.  
 D. 500 FPM w/Diss.  
 E. 1000 FPM w/Diss.


- Thermal Resistance Case to Sink is 0.9-1.1 °C/W w/Joint Compound.
- Derate 0.7 °C/watt for unplated part in natural convection only.
- Derate 3.0 °C/watt for Insulube® part in natural convection only.

#### Ordering Information

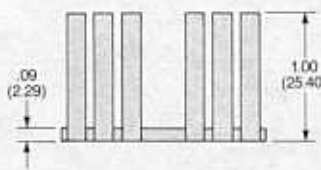
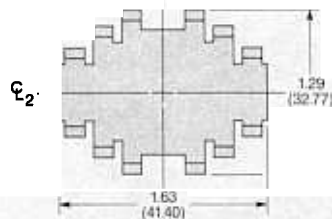
IERC PART NO.				Semiconductor Accommodated	Hole patt. ref. no. (see pg. 2-27)	Max. Weight (Grams)
Unplated	Comm'l. Black Anodize	Mil. Black Anodize	Insulube® 448			
LA000B3U	LA000B3CB	LA000B3B	LA000B3	Undrilled	—	10.8
LATO126B3U	LATO126B3CB	LATO126B3B	LATO126B3	TO-126	2	10.8
LATO127B3U	LATO127B3CB	LATO127B3B	LATO127B3	TO-127, TO-220	3	10.8
LA394B3U	LA394B3CB	LA394B3B	LA394B3	Universal	4	10.8

Note: See page iv for other finishes.

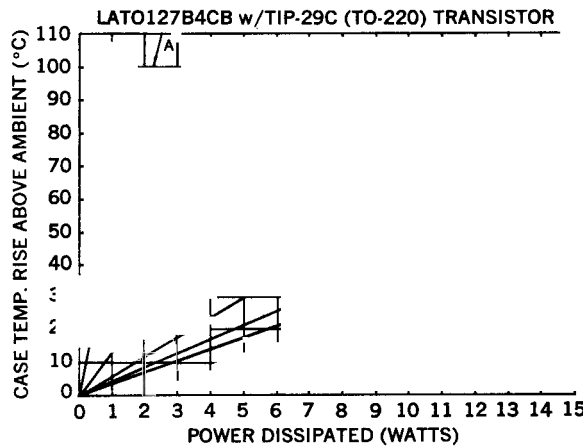
### LA-B4 Series



ϕ<sub>1</sub>



Dimensions are for reference use only. Contact IERC for dimensions with tolerances or standard part drawings.



DESCRIPTION OF CURVES  
 A. N.C. Horiz. Device Only Mounted to G-10.  
 B. N.C. Horiz. & Vert. With Dissipator.  
 C. 200 FPM w/Diss.  
 D. 500 FPM w/Diss.  
 E. 1000 FPM w/Diss.

- Thermal Resistance Case to Sink is 0.9-1.1 °C/W w/Joint Compound.
- Derate 0.7 °C/watt for unplated part in natural convection only.
- Derate 3.0 °C/watt for Insulube® part in natural convection only.

#### Ordering Information

IERC PART NO.				Semiconductor Accommodated	Hole patt. ref. no. (see pg. 2-27)	Max. Weight (Grams)
Unplated	Comm'l. Black Anodize	Mil. Black Anodize	Insulube® 448			
LA000B4U	LA000B4CB	LA000B4B	LA000B4	Undrilled	—	12.9
LATO126B4U	LATO126B4CB	LATO126B4B	LATO126B4	TO-126	2	12.9
LATO127B4U	LATO127B4CB	LATO127B4B	LATO127B4	TO-127, TO-220	3	12.9
LA394B4U	LA394B4CB	LA394B4B	LA394B4	Universal	4	12.9

Note: See page iv for other finishes.