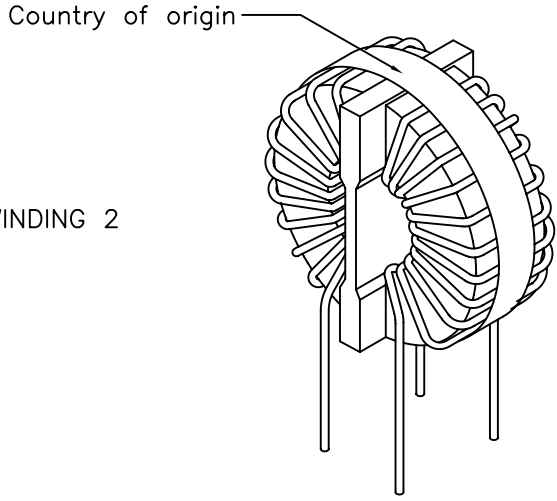
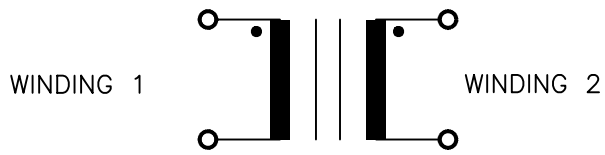


Common Mode Coil

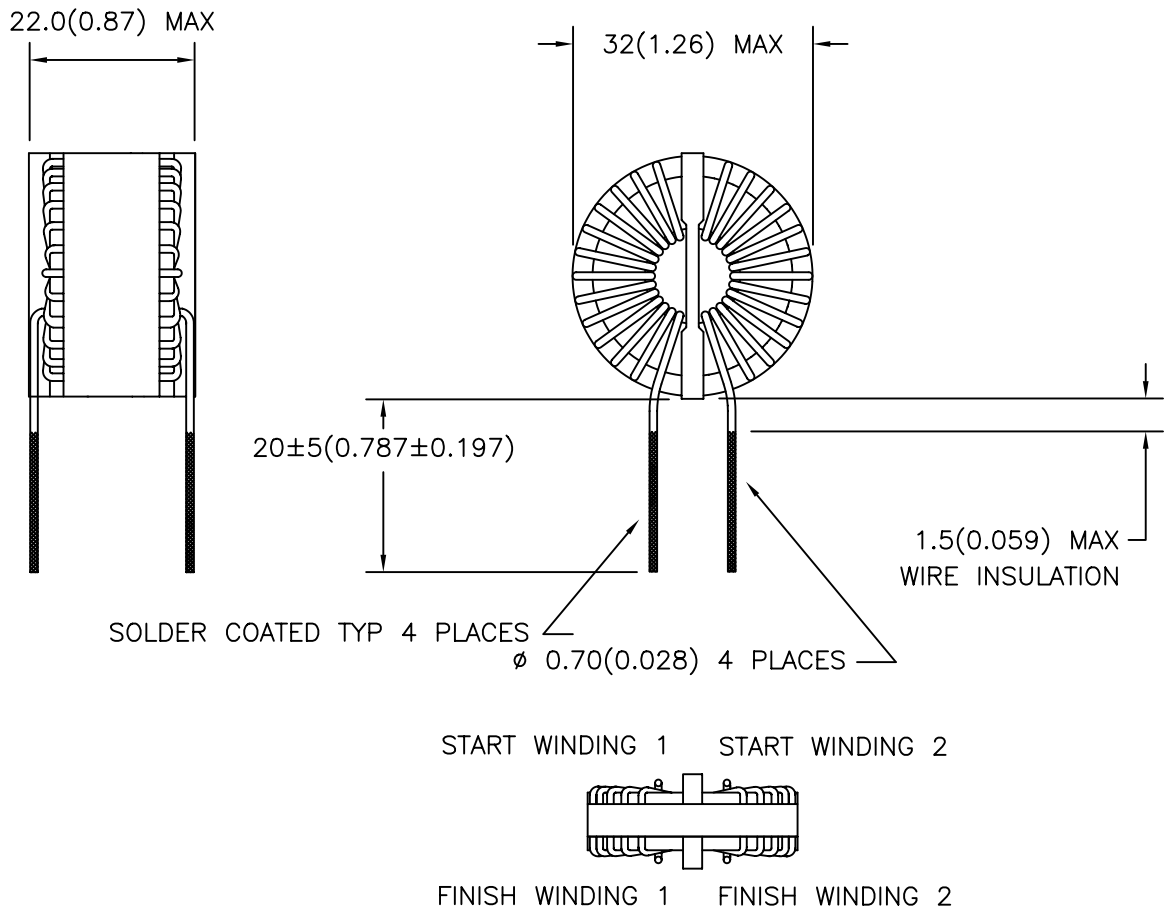
A. Electrical Specifications (@25°C)

1. Rated Voltage; 250V AC 50/60Hz
2. Rated Current; 3A AC
3. Common Mode Inductance (@ 1KHz); 5mH MIN
4. DC Resistance; (each winding) 0.15Ω MAX
6. Insulation Resistance; 100MΩ MIN at 500VDC Winding to Winding, Winding to Core
7. HiPot test; AC 2.0KV 1 minute Winding to Winding, Winding to Core

B. Schematic Diagram;



C. Mechanical Specifications;



PREPARED BY:

D. Rund
ENGINEER:
T. Shiozawa
QUALITY CONTROL:
D. Kelley
APPROVED:
D. Kelley

DWG CONTROL NO. P-A4-12217
ACAD\MISCX\A41122171.DWG
REV -
CONTENTS OF THIS DRAWING ARE SUBJECT TO CHANGE WITHOUT PRIOR NOTICE

COIL
COMMON MODE
TAMURA CORPORATION OF AMERICA
43352 BUSINESS PARK DRIVE, TEMECULA, CA. 92590-6624
(909) 699-1270 FAX 9096769482

CMT-03305
MODEL SPECIFICATION
DIM: mm(In) SCL: 1/1 SH: 1 OF 1

PROPRIETARY NOTICE: THIS DRAWING PRINT OR DOCUMENT AND SUBJECT MATTER DISCLOSED HEREIN ARE PROPRIETARY ITEMS TO WHICH TAMURA RETAINS THE EXCLUSIVE RIGHT OF DISSEMINATION, REPRODUCTION, MANUFACTURE AND SALE. THIS DRAWING, PRINT OR DOCUMENT IS SUBMITTED IN CONFIDENCE FOR CONSIDERATION BY THE RECIPIENT ALONE UNLESS PERMISSION FOR FURTHER DISCLOSURE IS EXPRESSLY GRANTED IN WRITING.