

MATERIAL NO.	ENGINEERING NO.	FINISHED LENGTH	POLES	CABLE DIA.
1300630040	C03006A48M010	1 M (3 FT 3.37 IN)	3	0.70 [17.8]
1300630165	C04006A48M500	50 M (164 FT 0.50 IN)	4	0.78 [19.7]
1300632012	C04006A48M750	75 M (246 FT 0.76 IN)	4	0.78 [19.7]

CABLE LENGTH TOLERANCES

<.3M [1FT]: +19mm-0 [+.75in-0]

.3 - .9M [1 - 3FT]: +44.5mm-0 [+1.75in-0]

.9 - 1.8M [3 - 6FT]: +55.6mm-0 [+2.19in-0]

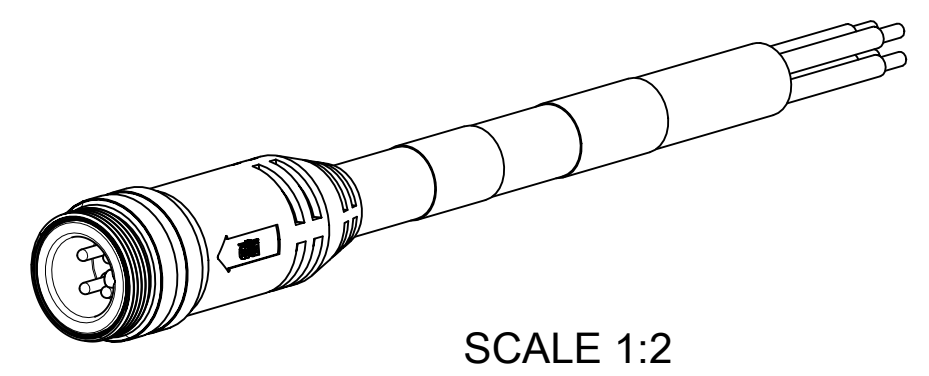
1.8 - 3.7M [6 - 12FT]: +88.9mm-0 [+3.50in-0]

3.7 - 7.3M [12 - 24FT]: +165.1mm-0 [+6.50in-0]

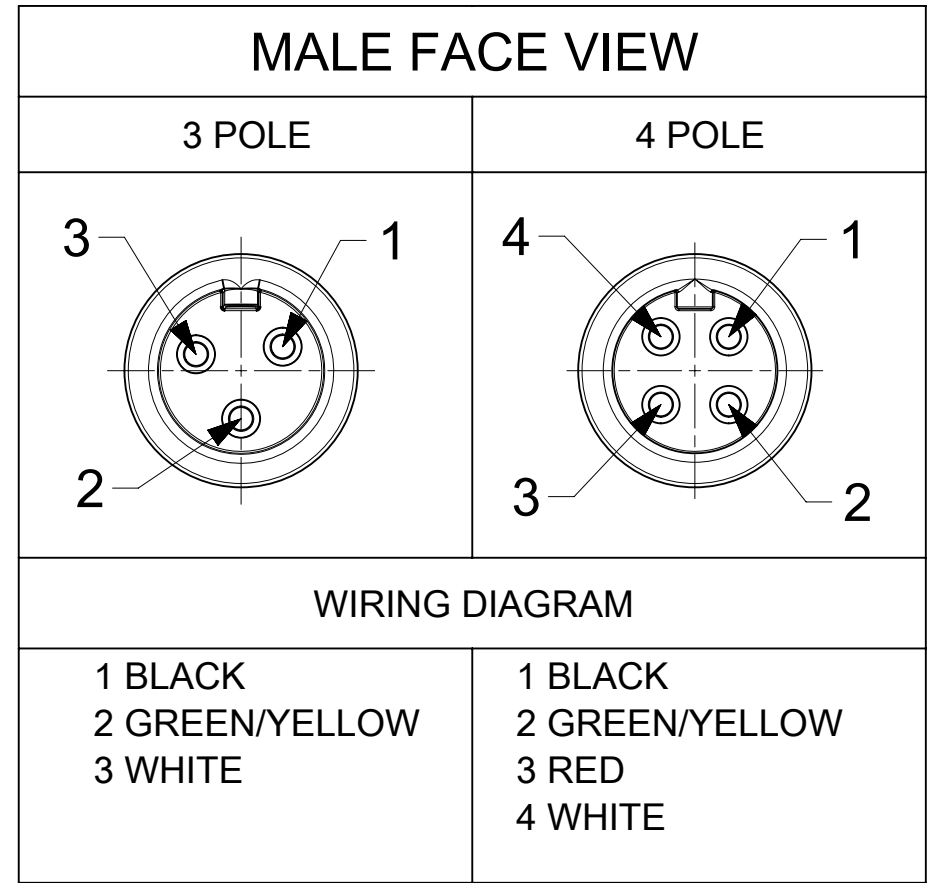
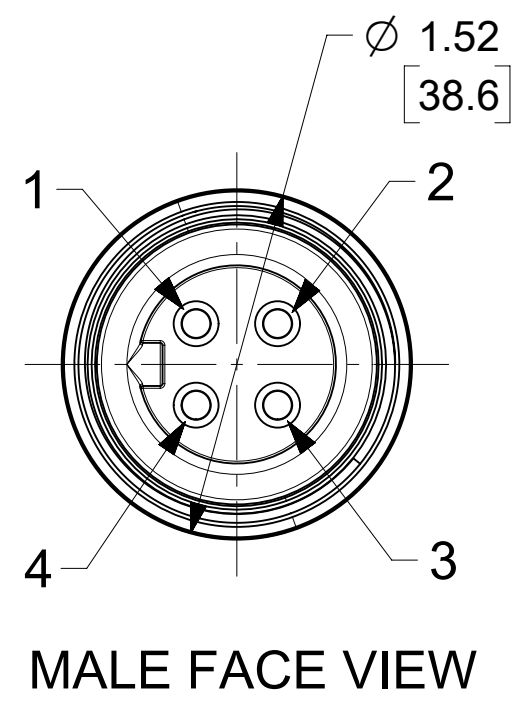
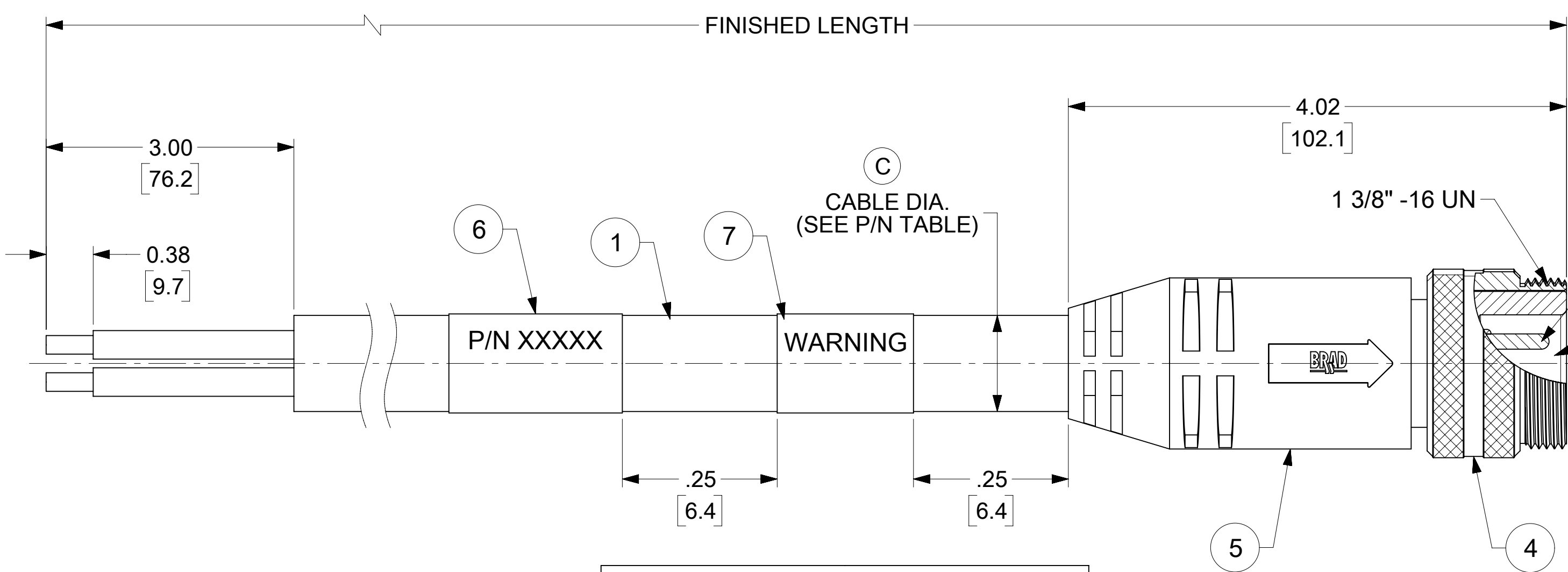
7.3-14.6M [24 - 48FT]: +317.5mm-0 [+12.50in-0]

14.6 - 30.5M [48-100FT]: +622.3mm-0 [+24.50in-0]

OVER 30M [100FT] +2% OF FINISHED LENGTH



SCALE 1:2



- NOTES:**
- MATERIAL: AS NOTED
 - FINISH: AS NOTED
 - ELECTRICAL:
VOLTAGE: 630V (3P) / 500V (4P) PER IEC60664
600V PER UL2237
CURRENT: 32A
 - TEMP RATING: -20°C TO +90°C (3P), +105°C (4P)
 - PROTECTION: IP67 (WHEN MATED)
 - UL LISTED FILE: E258922
 - ALL DIMS ARE FOR REFERENCE UNLESS TOLERANCED OR NOTED OTHERWISE

PART NUMBER LEGEND

C04006A48M020

FINISHED LENGTH
M005 = 0.5 METER
M010 = 1 METERS
M100 = 10 METERS

ITEM	DESCRIPTION	MATERIAL	FINISH
7	WARNING LABEL	VINYL	ORANGE/BLACK
6	WRAP LABEL	VINYL	BLACK/YELLOW
5	OVERMOLD	TPE	GRAY
4	COUPLING NUT	ALUMINIUM	CLEAR ANODIZE
3	PIN CONTACT	Cu ALLOY	GOLD OVER NICKEL
2	MALE INSERT	TPE	BLACK
1	CABLE, #10/3-4 TC-ER/STOOW	PVC JACKET	GRAY
ITEM	DESCRIPTION	MATERIAL	FINISH

FUNCTIONAL SYMBOLS	THIS DRAWING CONTAINS INFORMATION THAT IS PROPRIETARY TO MOLEX ELECTRONIC TECHNOLOGIES, LLC AND SHOULD NOT BE USED WITHOUT WRITTEN PERMISSION	CURRENT REV DESC: ADDED NOTES, BOM, ITEM #2 & 5 WERE PVC, MATERIAL P/N TABLE & DIMS. CABLE DIA., TOL. CHART AND PART NUMBER LEGEND.		<p>BRAD POWER CORDSET, M35 3-4 POLE, MALE, STRAIGHT, SINGLE KEY, 10 AWG</p>								
	DIMENSION UNITS	SCALE	EC NO: 711366									
	INCH	1:1	DRWN: VHANDI 2021/07/08									
	GENERAL TOLERANCES (UNLESS SPECIFIED)		CHK'D: RSTONE 2022/06/21									
DIVISIONAL SYMBOLS	4 PLACES ±	MM	INCH	APPR: BWOODMAN 2022/06/24								
	3 PLACES ±			INITIAL REVISION:								
	2 PLACES ±			DRWN: B.RUPERT 2010/01/12								
	1 PLACE ±			APPR: JFMURPHY 2010/01/15								
0 PLACES ±				<table border="1"> <tr> <th>DOCUMENT NUMBER</th> <th>DOC TYPE</th> <th>DOC PART</th> <th>REVISION</th> </tr> <tr> <td>SD-130063-042</td> <td>PSD</td> <td>001</td> <td>C</td> </tr> </table>	DOCUMENT NUMBER	DOC TYPE	DOC PART	REVISION	SD-130063-042	PSD	001	C
DOCUMENT NUMBER	DOC TYPE	DOC PART	REVISION									
SD-130063-042	PSD	001	C									
ANGULAR TOL ± °				<table border="1"> <tr> <th>MATERIAL NUMBER</th> <th>CUSTOMER</th> <th>SHEET NUMBER</th> </tr> <tr> <td>SEE TABLE</td> <td>GENERAL MARKET</td> <td>1 OF 1</td> </tr> </table>	MATERIAL NUMBER	CUSTOMER	SHEET NUMBER	SEE TABLE	GENERAL MARKET	1 OF 1		
MATERIAL NUMBER	CUSTOMER	SHEET NUMBER										
SEE TABLE	GENERAL MARKET	1 OF 1										
DRAFT WHERE APPLICABLE MUST REMAIN WITHIN DIMENSIONS	THIRD ANGLE PROJECTION	DRAWING	SERIES									
		C-SIZE	130063									