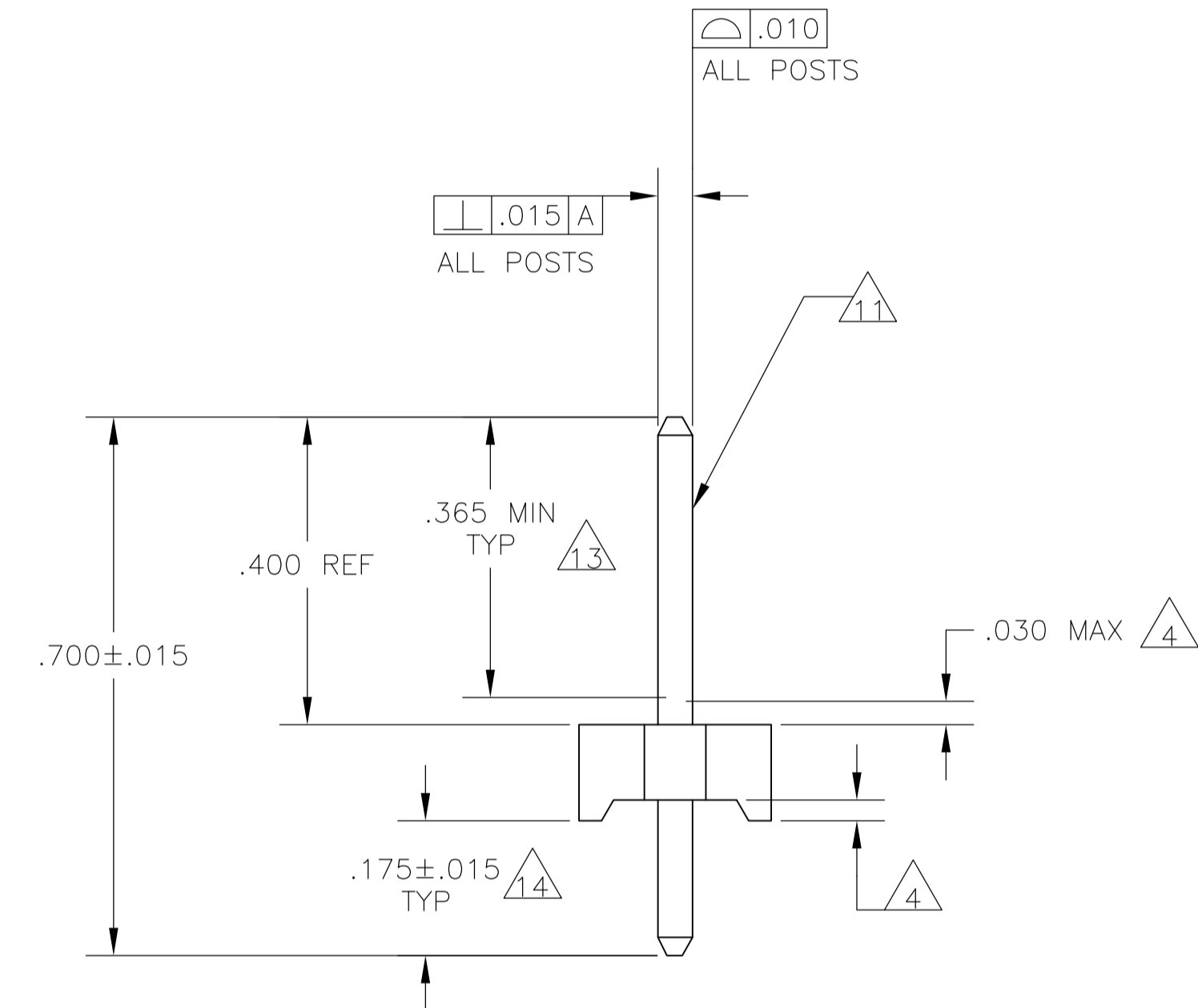
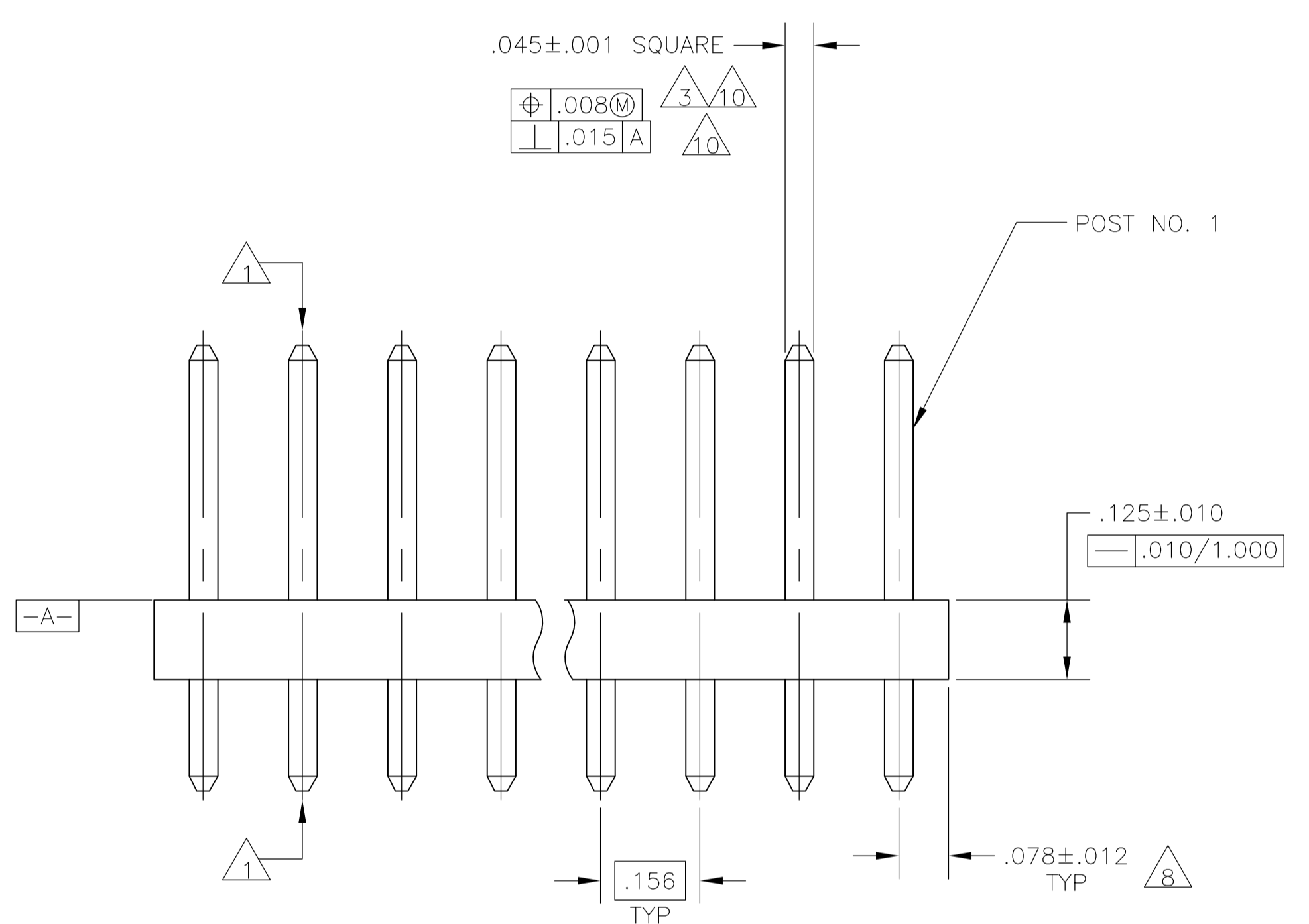
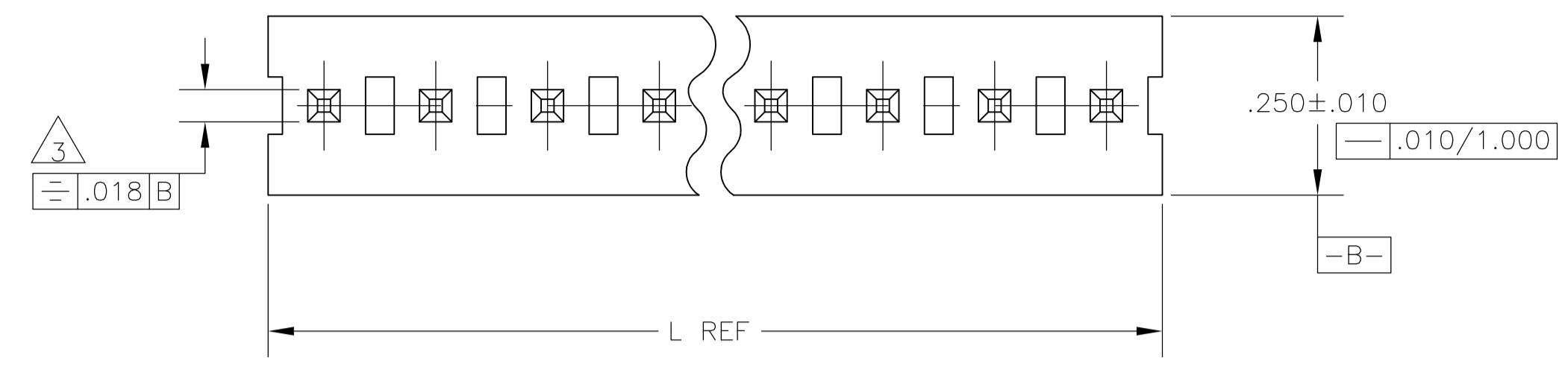
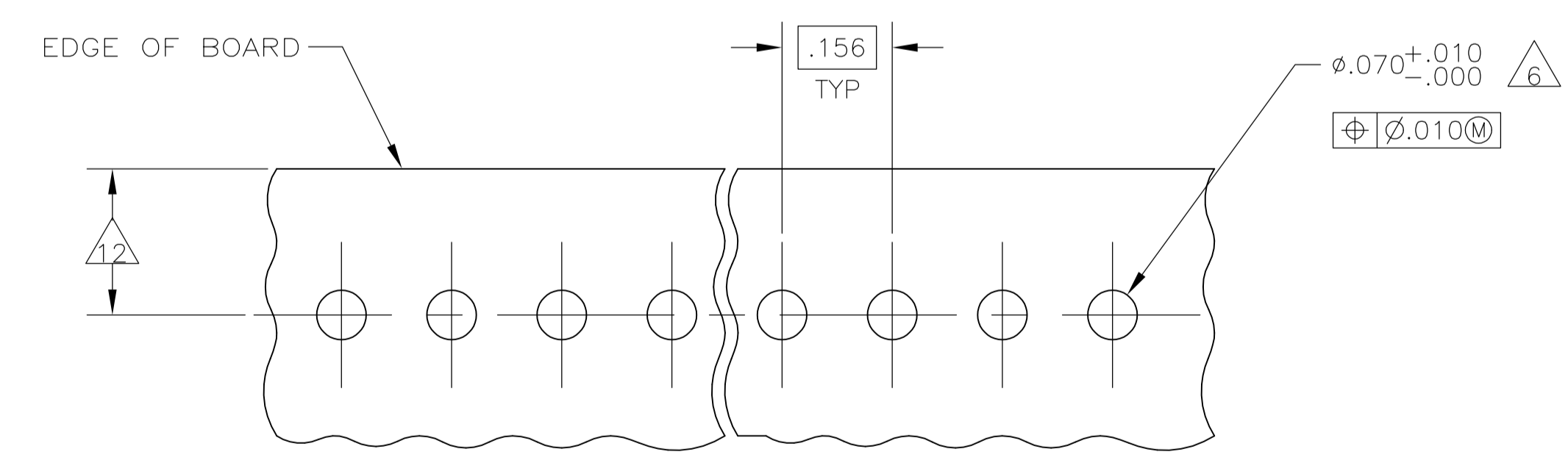


LOC		DIST		REVISIONS			
P	LTR	DESCRIPTION	DATE	DN	APVD		
C		REVISED PER ECO-11-015326	18OCT11	KH	SM		
C1		ECR-12-016748	30AUG13	M.T	D.Z		



- 1 POST TO WITHSTAND 13 NEWTONS (3 LBS.) MIN. AXIAL FORCE IN BOTH DIRECTIONS SHOWN WITHOUT DISLODGING.
- 2 TOLERANCES APPLY TO SOLDER SIDE OF BOARD.
- 3 MEASURED AT SURFACE \square -A-
- 4 PLASTIC FLASH PERMITTED IN THIS AREA.
- 5 PARTS COMPLY WITH AMP SOLDERABILITY SPEC. NO. 109-11-2.
- 6 ONE HOLE MAY BE UNDERSIZED (.065/.060 DIA.) FOR ASSEMBLY RETENTION DURING WAVE SOLDERING.
- 7 MATERIAL: HEADER-THERMOPLASTIC POLYESTER NON-FILLED 94V-0(NATURAL) POST-COPPER ALLOY (SEE NOTES 13 & 14 FOR PLATING.)
- 8 COORDINATE DIMENSION APPLIES FROM CENTER OF ACTUAL FEATURE.
- 9 PLASTIC BURRS CAUSED BY CUT-OFF TOOLING ARE PERMITTED WITHIN THE MAXIMUM TOLERANCE ENVELOPE.
- 10 POST TO BE MEASURED WHEN STRIP IS HELD FLAT.
- 11 POST MUST WITHSTAND TWO 90° BENDS AGAINST EXTRUSION WITHOUT BREAKING.
- 12 DIMENSION SHOULD BE .140 MIN WHEN MATING WITH A MTA-156 CONNECTOR ASSEMBLY OR A SL-156 CONNECTOR ASSEMBLY.
- 13 PLATING: GOLD PLATE AREA, .000030 GOLD OR .000003 MIN GOLD FLASH OVER .000027 PALLADIUM NICKEL, PER TE CONNECTIVITY'S DISCRETION, ALL SIDES, OVER NICKEL UNDERPLATE, .000050 MIN, ALL SIDES AND ENTIRE LENGTH OF POST.
- 14 BRIGHT TIN/LEAD (93/7) PLATE AREA, .000150-.000350 THICK, ALL FOUR SIDES, .175 MIN.FOR -2 THRU -24. MATTE TIN PLATE AREA .000150-.000350" THICK ALL FOUR SIDES, .175" MIN FOR -32 THRU -54.
- 15 OBSOLETE PARTS: OBSOLETE CIS STREAMLINING PER D.RENAUD/D.SINISI

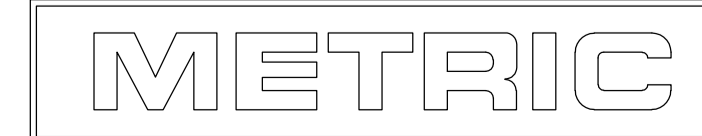


RECOMMENDED MOUNTING HOLE PATTERN FOR .109±0.016 THICK P.C. BOARD

IN	MM	IN	MM
.045	1.14	1.000	25.40
.030	0.76	.750	19.05
.018	0.46	.450	11.43
.015	0.38	.415	10.54
.012	0.30	.250	6.35
.010	0.25	.175	4.45
.008	0.20	.156	3.96
.005	0.13	.140	3.56
.001	0.03	.125	3.18
.000350	0.00889	.078	1.98
.000150	0.00381	.070	1.78
.000050	0.00127	.065	1.65
.000030	0.00076	.063	1.60
.000	0.00	.060	1.52
IN	MM	IN	MM

FINISH	IN	MM	NUMBER OF POSITIONS	PART NUMBER
TIN	3.744	95.10	24	5-644756-4
TIN	3.588	91.14	23	5-644756-3
TIN	3.432	87.17	22	5-644756-2
TIN	3.276	83.21	21	5-644756-1
TIN	3.120	79.25	20	5-644756-0
TIN	2.964	75.29	19	4-644756-9
TIN	2.808	71.32	18	4-644756-8
TIN	2.652	67.36	17	4-644756-7
TIN	2.496	63.40	16	4-644756-6
TIN	2.340	59.44	15	4-644756-5
TIN	2.184	55.47	14	4-644756-4
TIN	2.028	51.51	13	4-644756-3
TIN	1.872	47.55	12	4-644756-2
TIN	1.716	43.59	11	4-644756-1
TIN	1.560	39.62	10	4-644756-0
TIN	1.404	35.66	9	3-644756-9
TIN	1.248	31.70	8	3-644756-8
TIN	1.092	27.74	7	3-644756-7
TIN	.936	23.77	6	3-644756-6
TIN	.780	19.81	5	3-644756-5
TIN	.624	15.85	4	3-644756-4
TIN	.468	11.89	3	3-644756-3
TIN	.312	7.92	2	3-644756-2

FINISH	IN	MM	NUMBER OF POSITIONS	PART NUMBER
TIN-LEAD	3.744	95.10	24	2-644756-4
TIN-LEAD	3.588	91.14	23	2-644756-3
TIN-LEAD	3.432	87.17	22	2-644756-2
TIN-LEAD	3.276	83.21	21	2-644756-1
TIN-LEAD	3.120	79.25	20	2-644756-0
TIN-LEAD	2.964	75.29	19	1-644756-9
TIN-LEAD	2.808	71.32	18	1-644756-8
TIN-LEAD	2.652	67.36	17	1-644756-7
TIN-LEAD	2.496	63.40	16	1-644756-6
TIN-LEAD	2.340	59.44	15	1-644756-5
TIN-LEAD	2.184	55.47	14	1-644756-4
TIN-LEAD	2.028	51.51	13	1-644756-3
TIN-LEAD	1.872	47.55	12	1-644756-2
TIN-LEAD	1.716	43.59	11	1-644756-1
TIN-LEAD	1.560	39.62	10	1-644756-0
TIN-LEAD	1.404	35.66	9	644756-9
TIN-LEAD	1.248	31.70	8	644756-8
TIN-LEAD	1.092	27.74	7	644756-7
TIN-LEAD	.936	23.77	6	644756-6
TIN-LEAD	.780	19.81	5	644756-5
TIN-LEAD	.624	15.85	4	644756-4
TIN-LEAD	.468	11.89	3	644756-3
TIN-LEAD	.312	7.92	2	644756-2



THIS DRAWING IS A CONTROLLED DOCUMENT.

APPROVED: D. CLARK, 22MAR96

NAME: MTA-156 HEADER ASSEMBLY, PLAIN, STRAIGHT, .045 SQUARE POST, .000030 GOLD, SPECIAL

SIZE: A1, CASE CODE: 00779, DRAWING NO: 644756

WEIGHT: --

CUSTOMER DRAWING

SCALE: 5:1, SHEET: 1 of 1, REV: C1