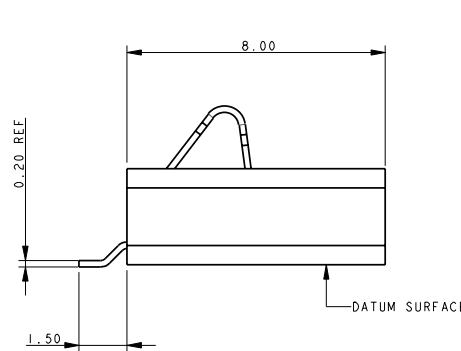
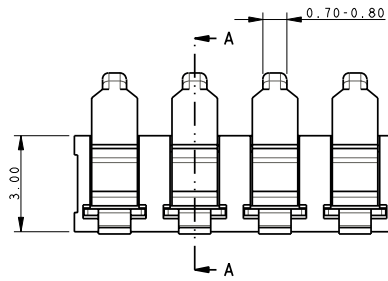
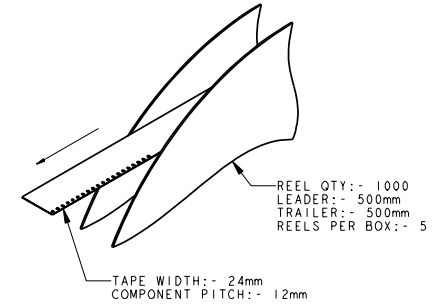
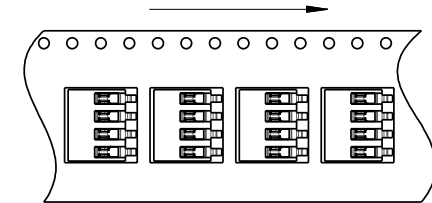
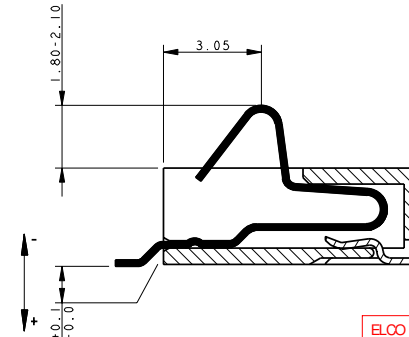


PACKING DETAILS



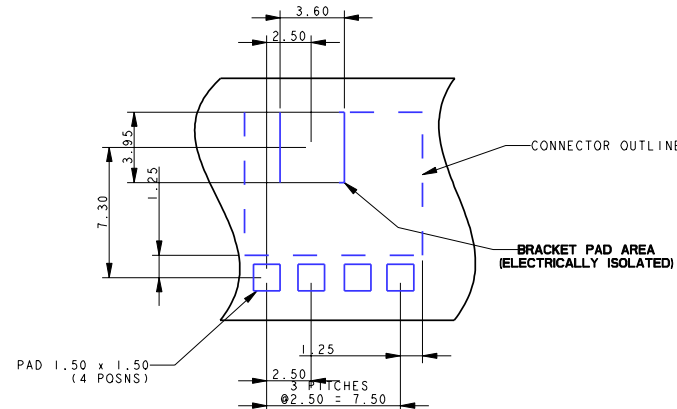
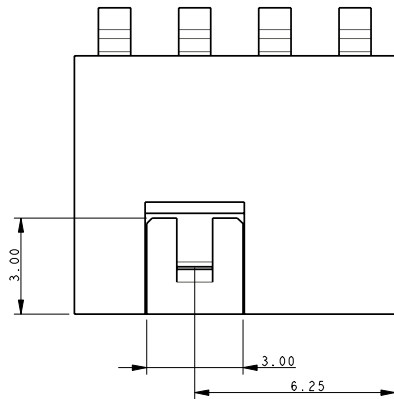
SECTION A-A



BOARD LAYOUT

CONTACT TAILS TO BE WITHIN 0.10 COPLANARITY RANGE WHEN INSULATOR IS SITTING ON DATUM FACE.

ELCO EUROPE (A DIVISION OF AVX LTD.) CONFIDENTIAL PROPRIETARY THE DRAWING ON THIS PRINT AND INFORMATION THEREWITH ARE PROPRIETARY TO ELCO EUROPE (A DIVISION OF AVX LTD.) AND SHALL NOT BE USED OR DISCUSSED IN WHOLE OR IN PART WITHOUT ELCO EUROPE'S WRITTEN CONSENT.



CONTROLLED DOCUMENT  
RELEASED FROM ENGINEERING

Date:  
2007.10.02  
10:43:04 +  
01'00'

NOTES:

1. INSULATOR MATERIAL:- NYLON 46 30% GLASS FILLED UL94V-0 COLOUR BLACK.
2. SIGNAL CONTACT MATERIAL:- BERYLLIUM COPPER.
3. RESTRAINER BRACKET MATERIAL:- PHOSPHOR BRONZE.
4. CONTACT PLATING:- SELECTIVE 0.4µm GOLD OVER NICKEL, 2.0-5.0µm PURE TIN TAIL.)
5. RESTRAINER BRACKET PLATING:- 2.5µm PURE TIN OVER NICKEL, ALL OVER.
6. MECHANICAL OPERATIONS: 10K STANDARD ELCO VALIDATION.
7. CURRENT RATING:- 3A MAX.
8. CONTACT RESISTANCE:- 25mΩ MAX.
9. PARTS TO BE PACKED IN TAPE AND REEL, QTY 1000/REEL.
10. GENERAL TOLERANCE ±0.20 UNLESS OTHERWISE STATED.
12. REFER TO ELCO PRODUCT SPEC 201-01-050



ELCO EUROPE (A DIVISION OF AVX LTD.) CONFIDENTIAL PROPRIETARY THE DRAWING ON THIS PRINT AND INFORMATION THEREWITH ARE PROPRIETARY TO ELCO EUROPE (A DIVISION OF AVX LTD.) AND SHALL NOT BE USED OR DISCUSSED IN WHOLE OR IN PART WITHOUT ELCO EUROPE'S WRITTEN CONSENT.



**ELCO**  
COPYRIGHT ELCO EUROPE  
NOT TO BE DISCLOSED OR COPIED  
WITHOUT WRITTEN PERMISSION

Drawn  
GKJ  
Size  
CV

Description  
CONNECTOR ASSY 4 WAY BATTERY  
Part Number  
58-9155-004-000-074S

DATE  
20-Sep-07  
Issue  
B