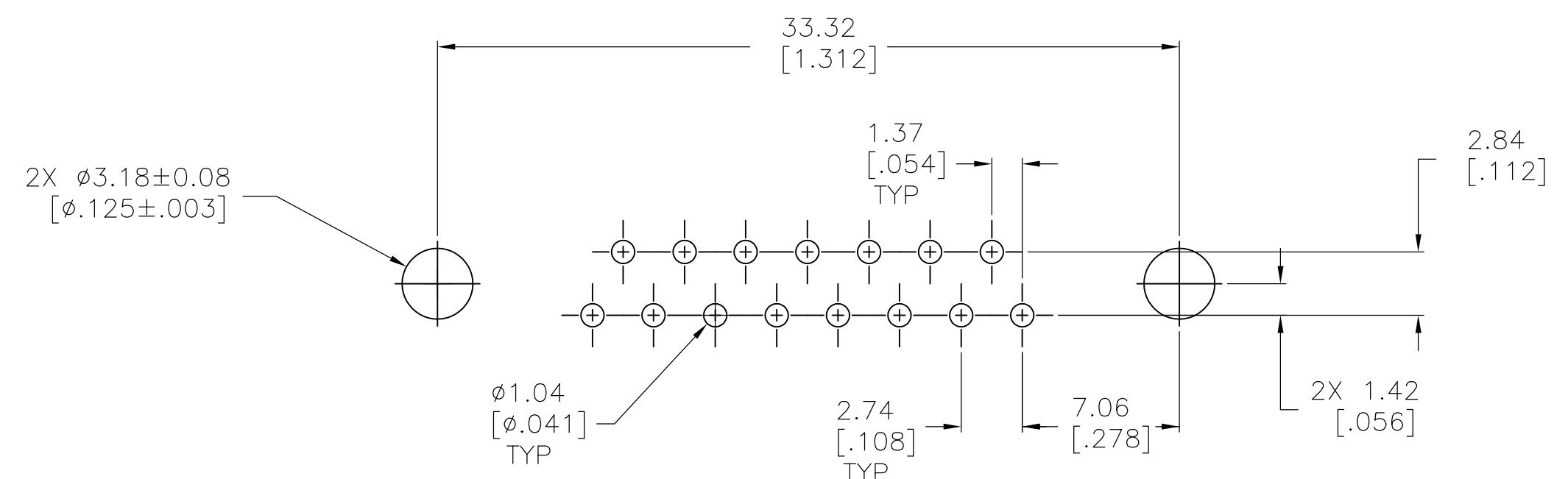
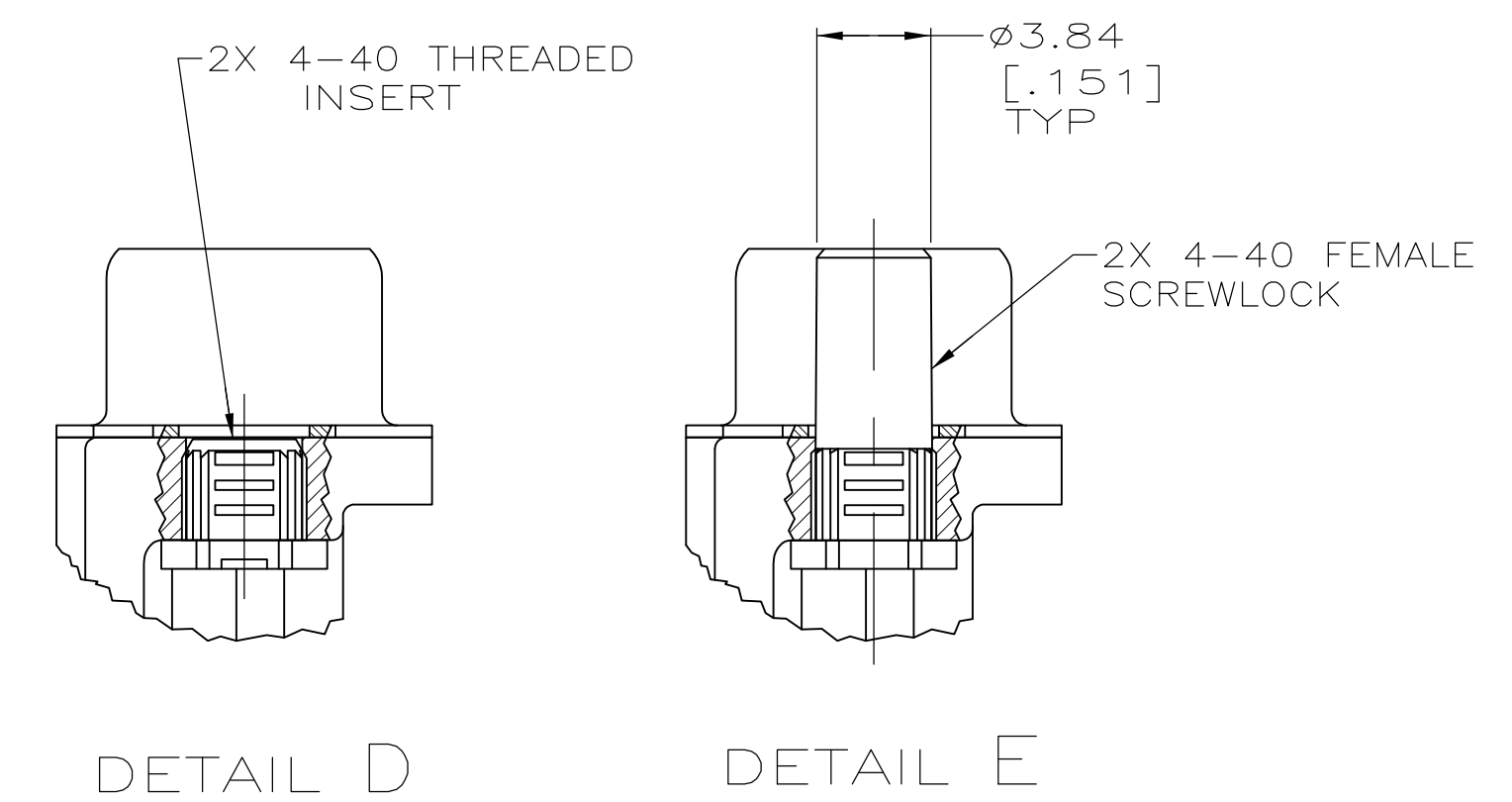
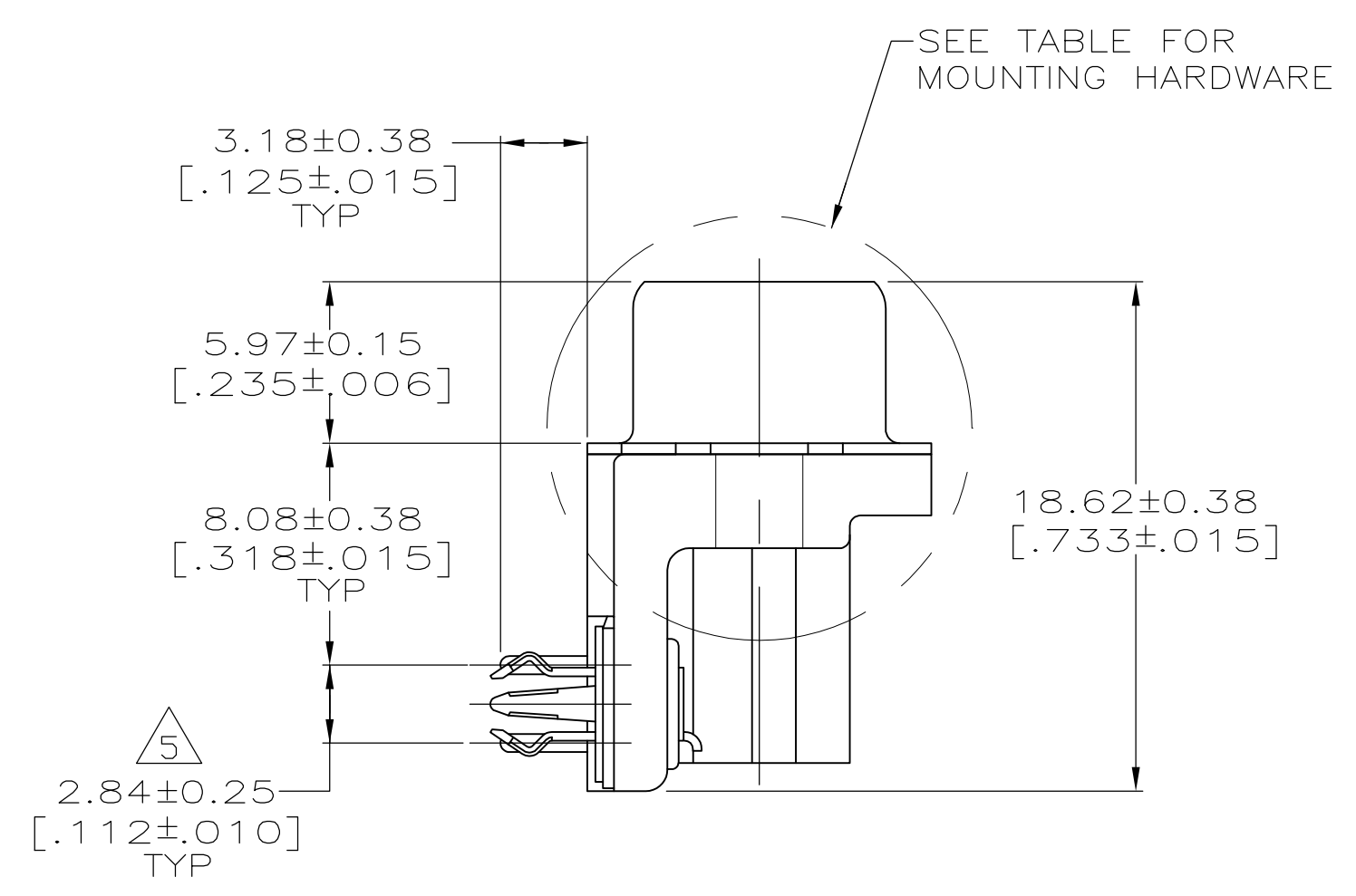
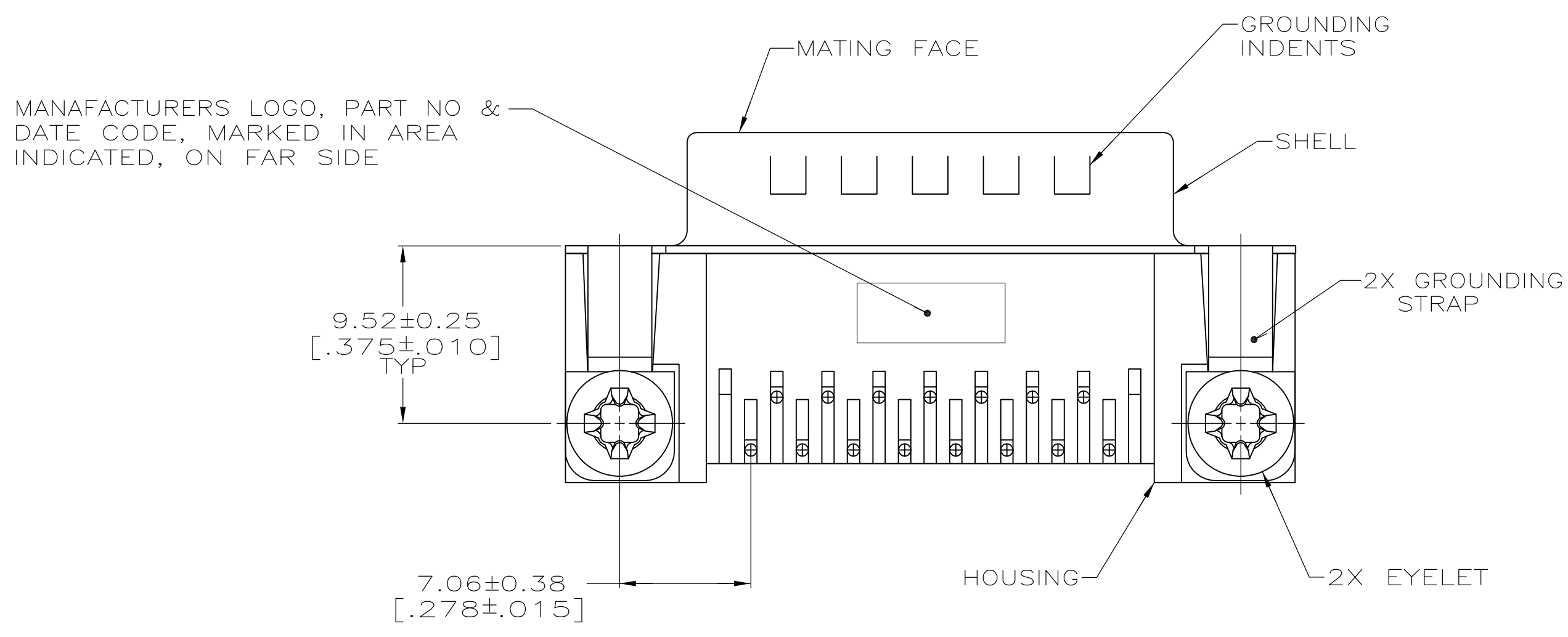


- 1 MATERIAL:
HOUSING: NYLON OR POLYESTER, FLAME RETARDANT, UL 94V-0 RATED, GLASS FILLED, BLACK.
CONTACTS: BRASS.
SHELL: CARBON STEEL.
EYELETS: BRASS.
BOARDLOCKS: COPPER ALLOY.
INSERTS: ZINC ALLOY.
SCREWLOCKS: ZINC ALLOY
- 2 FINISH:
CONTACTS: SEE TABLE.
SHELL: 2.54µm[.000100] MIN TIN OVER 1.27µm[.000050] MIN COPPER.
EYELETS: 5.08µm[.000200] MIN TIN OVER COPPER FLASH.
BOARDLOCKS: 5.08µm[.000200] MIN TIN OVER 1.27µm[.000050] MIN NICKEL.
INSERTS: CLEAR CHROMATE.
SCREWLOCKS: CLEAR CHROMATE.
- 3 GOLD FLASH ON THE MATING SURFACES, 2.54µm[.000100] MIN TIN PLATE ON THE SOLDER END, 1.27µm[.000050] MIN NICKEL UNDERPLATE ON THE ENTIRE CONTACT.
- 4 0.76µm[.000030] MIN GOLD PLATE ON THE MATING SURFACES, 2.54µm[.000100] MIN TIN PLATE ON THE SOLDER END, 1.27µm[.000050] MIN NICKEL UNDERPLATE ON THE ENTIRE CONTACT.
-OR-
GOLD FLASH OVER PALLADIUM-NICKEL PLATE, 0.76µm[.000030] MIN TOTAL ON THE MATING SURFACES, 2.54µm[.000100] MIN TIN PLATE ON THE SOLDER END, 1.27µm[.000050] MIN NICKEL UNDERPLATE ON THE ENTIRE CONTACT.
- 5 DIMENSION APPLIES FROM CENTER OF CONTACTS.



P.C. BOARD MOUNTING DIMENSIONS
P.C. BOARD THICKNESS: 1.57[.062]

SEE DETAIL E	5747841-6
SEE DETAIL D	5747841-4
SEE DETAIL D	5747841-3
-	5747841-2
MOUNTING HARDWARE	CONTACT FINISH
	PART NUMBER

THIS DRAWING IS A CONTROLLED DOCUMENT. DIMENSIONING AND TOLERANCING PER ASME Y14.5M-2009		DWG: MCMASSTER 15JULY05	CHK: S. BOLASH 15JULY05	APVD: S. BOLASH 15JULY05	NAME: PLUG ASSEMBLY, SIZE 2, 15 POSITION, RIGHT ANGLE, FRONT METAL SHELL, .318 SERIES, BOARDLOCKS, AMPLIMITE® HD-20
DIMENSIONS: mm [INCHES]	TOLERANCES UNLESS OTHERWISE SPECIFIED:	0 PLC ± -	1 PLC ± -	2 PLC ± -	3 PLC ± 0.13[.005]
		4 PLC ± -	ANGLES ± -	SIZE: 114-40010	SCALE: 4:1
MATERIAL: 1	FINISH: 2	WEIGHT: -	CAGE CODE: A1	DRAWING NO: 5747841	SHEET 1 OF 1
CUSTOMER DRAWING		SCALE: 4:1		SHEET 1 OF 1 REV C	