

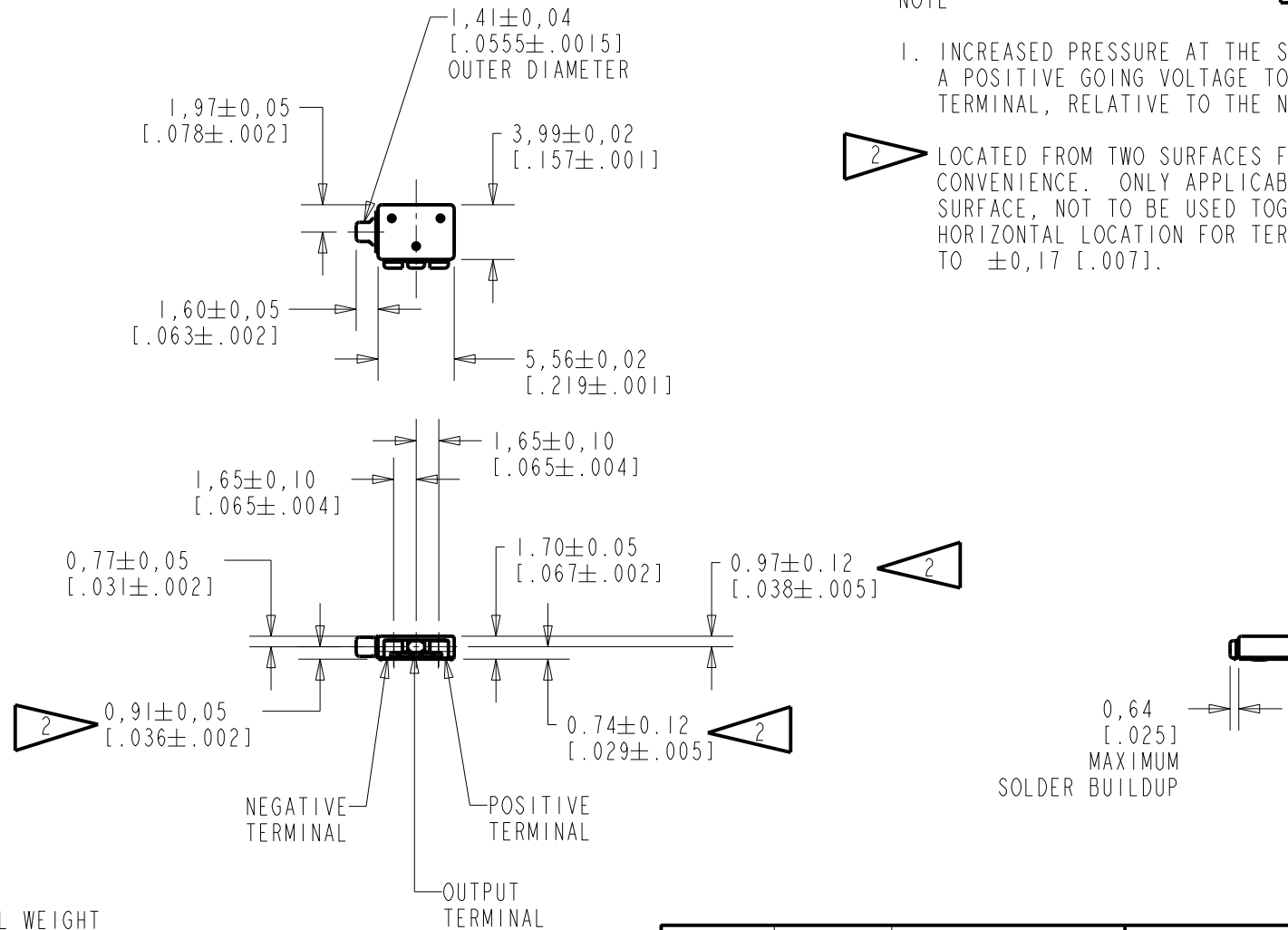
EK-29841-000

SHT 1.1

NOTE

1. INCREASED PRESSURE AT THE SOUND INLET CAUSES A POSITIVE GOING VOLTAGE TO APPEAR AT THE OUTPUT TERMINAL, RELATIVE TO THE NEGATIVE TERMINAL.

2 LOCATED FROM TWO SURFACES FOR CUSTOMER CONVENIENCE. ONLY APPLICABLE FROM ONE SURFACE, NOT TO BE USED TOGETHER. HORIZONTAL LOCATION FOR TERMINAL CENTERED TO $\pm 0,17$ [.007].



NOMINAL WEIGHT
.13 GRAM

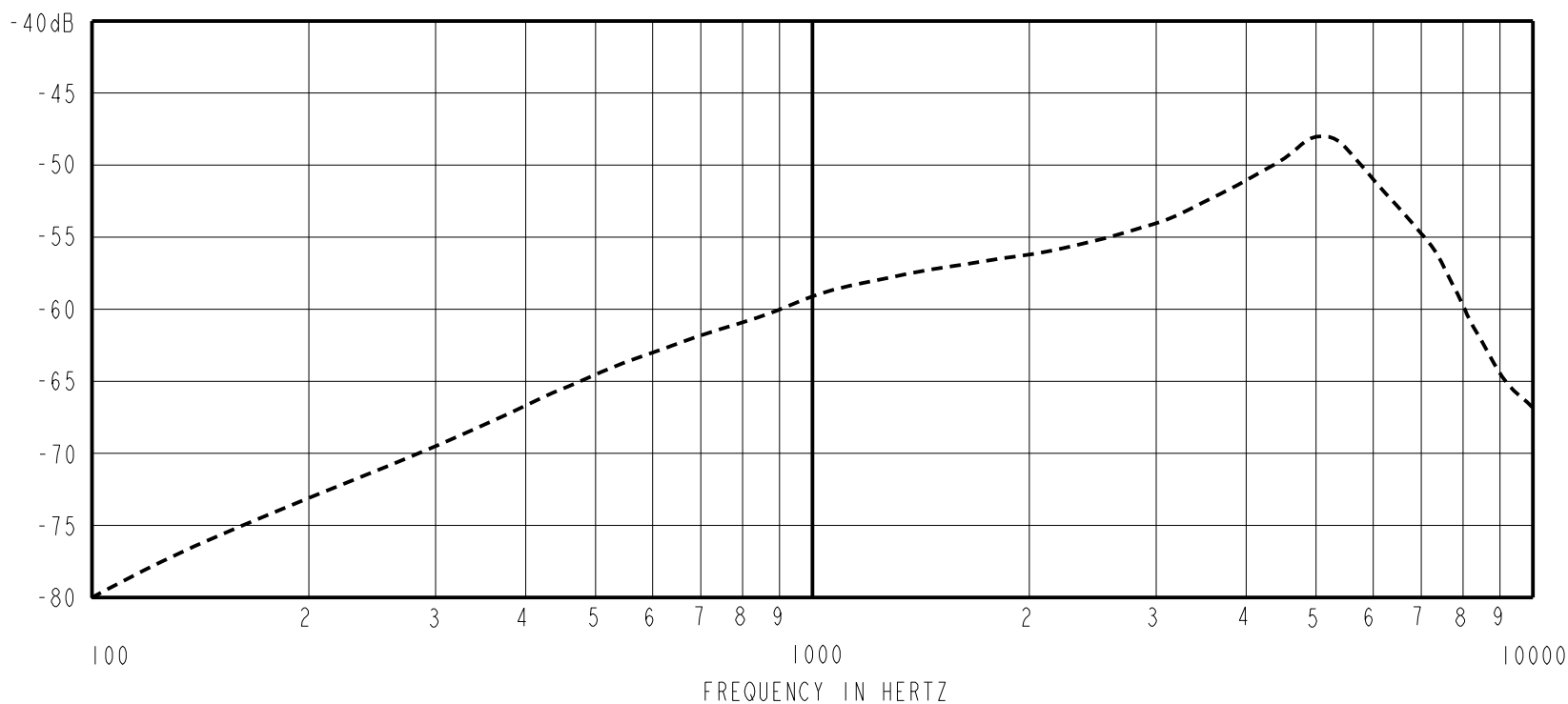
DIMENSIONS IN MILLIMETERS [INCHES]

Revision	C.O. #	Implementation Date	RELEASE LEVEL	REVISION
B	MI0105324	2-12-14	Active	B
A	MI0100767	9-02-05		

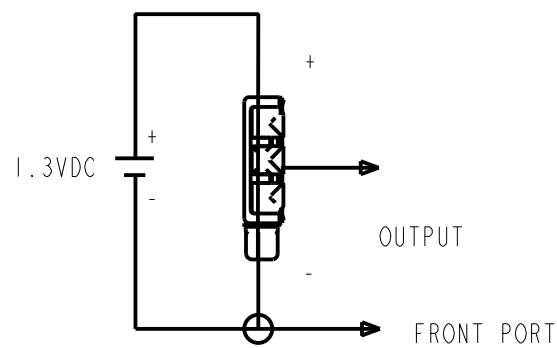
SCALE: 2:1		DR. BY	DATE
DO NOT SCALE DRAWING		AB	9-2-05
TITLE: MICROPHONE		CK. BY	DATE
OUTLINE DRAWING		GJP	9-7-05
EK-29841-000		APP. BY	DATE
SHT 1.1		GJP	9-7-05

KNOWLES ELECTRONICS
ITASCA, ILLINOIS U.S.A.

SENSITIVITY IN dB RELATIVE TO 1.0 VOLT/0.1 Pa (N/M²)
FOR CONDITIONS SHOWN BELOW.



FREQUENCY	SENSITIVITY			DEVICE CONFORMITY	
	MIN.	NOM.	MAX.	RANGE OF DEVIATION FROM 1KHz	
100	---	-70.0	---	-12.5	-9.5
1000	-61.5	-59.0	-56.5	0.0	0.0
~5000	---	-48.0	---	+6.5	+15.5



NOTES:

- CASE CONNECTED TO NEGATIVE TERMINAL.
- MICROPHONE TO BE FUNCTIONAL WITH 10 VDC SUPPLY.

DC SUPPLY	AMPLIFIER CURRENT DRAIN	SENSITIVITY CHANGE ON REDUCING SUPPLY TO 0.9VDC	"A" WEIGHTED NOISE (1 kHz EQUIV. SPL)	OUTPUT IMPEDANCE OHMS		
				MIN.	NOM.	MAX.
1.3V	50 μA MAX.	3 dB MAX.	30.5 dB MAX.	2000	3800	6000

Revision	C.O. #	Implementation Date	RELEASE LEVEL	REVISION
B	M10105324	2-12-14	Active	B
A	M10100767	9-02-05		

KNOWLES ELECTRONICS
ITASCA, ILLINOIS U.S.A.

WHEN TEST LIMITS ARE USED TO ESTABLISH INCOMING INSPECTION ACCEPTANCE/REJECTION CRITERIA, CORRELATION OF TEST EQUIPMENT WITH KNOWLES IS ALSO REQUIRED FOR ELIMINATION OF EQUIPMENT AND TEST METHOD VARIATION

TITLE: **MICROPHONE**
PERFORMANCE SPECIFICATION

EK-29841-000
SHT 2.1

DR. BY	DATE
AB	9-2-05
CK. BY	DATE
GJP	9-7-05
APP. BY	DATE
GJP	9-7-05