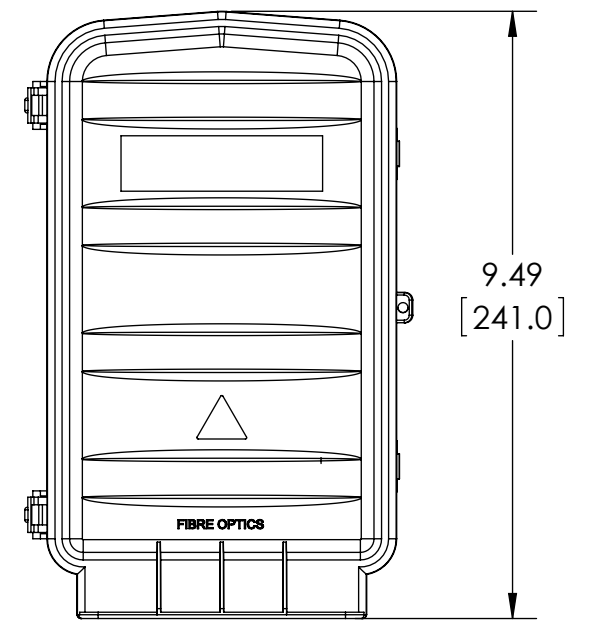
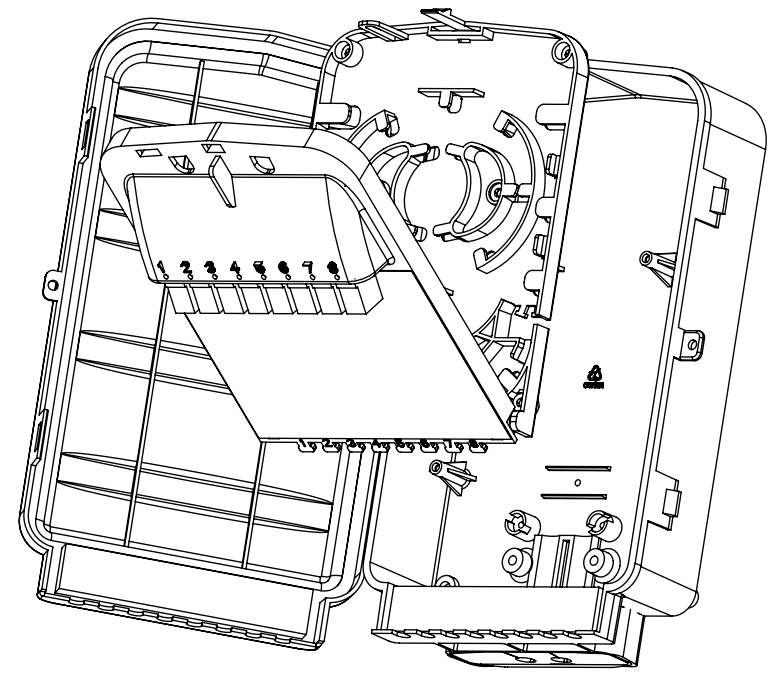
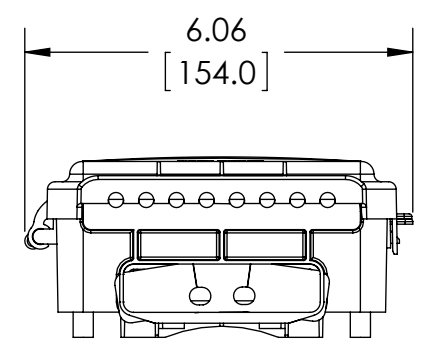
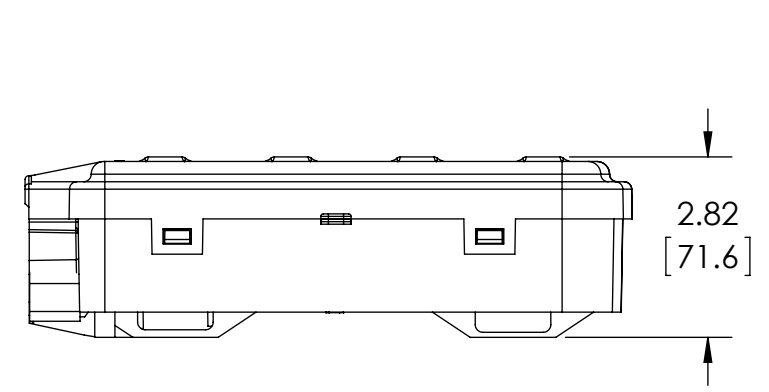


Revision level			Revision Record	Changed	Date	Approved	Date
Drawing	State	Part					
00.0	Design Release		SEE ECN# 014308	CAS	2/14/2018	KAC	2/14/2018



MAXIMUM NUMBER OF CUSTOMER CONNECTIONS	8x SIMPLEX SC, SC/APC, LC OR 8x DUPLEX LC
MAXIMUM NUMBER OF SPLICES	24
Enclosure Color	Black
NUMBER OF PORTS	2x FEEDER CABLES; 8x DROP CABLES
CABLE PORT SIZE (DIAMETER)	FEEDER CABLES = 7mm TO 15mm DROP CABLES = UP TO 6mm

PART DESCRIPTION = FFE-xyz			
	Feeder Cable Diameter(x)	Style(y)	Adapters and Pigtails(z)
FFE-	1 = 10mm to 15mm	SC = Empty SC Ports	Blank = No Adapters or Pigtails
	2 = 7mm to 10mm	LC = Empty LC Simplex Ports	A = Adapters Installed
		SA = SC/APC Simplex (Green)	P = Adapters and Pigtails Installed
		S2 = SC Simplex MM (Biege)	
		S4 = SC Simplex MM (Aqua)	
		SS = SC Simplex SM (Blue)	
		LA = LC/APC Simplex (Green)	
		L2 = LC MM Simplex (Biege)	
		L4 = LC MM Simplex (Aqua)	
		LS = LC SM Simplex (Blue)	



Notes
Shown with SC simplex adapters installed.

Material
ASSEMBLED

Units: inches
Dimension without tolerances details to:
.xxxx = ±.0005
.xxx = ±.005
.xx = ±.01
.x = ±.03
None = ±.06
∠ = ±0.5°
Dimension Formatted in/[mm]

The copyright of this drawing is reserved by HellermannTyton. It is issued on condition that it is not reproduced, copied, or disclosed to a third party, either wholly or in part, without the consent of HellermannTyton.

Drawn CAS 2/14/2018
Approved KAC 2/14/2018
HellermannTyton
North America
Email: corp@htamericas.com
Web: www.hellermann.tyton.com

Article/Type-No FFE SERIES
Title Fiber Façade Enclosure, 8 Port Splice and Patch
Drawing-No 18-0345-001-CSU
PRODUCTION : Phase

Scale 1:3
Project Number PRP18-0345
Format B
Sheet 1/1