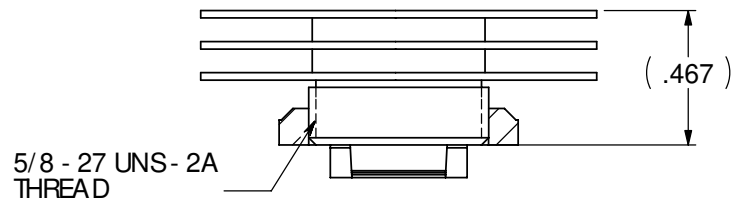
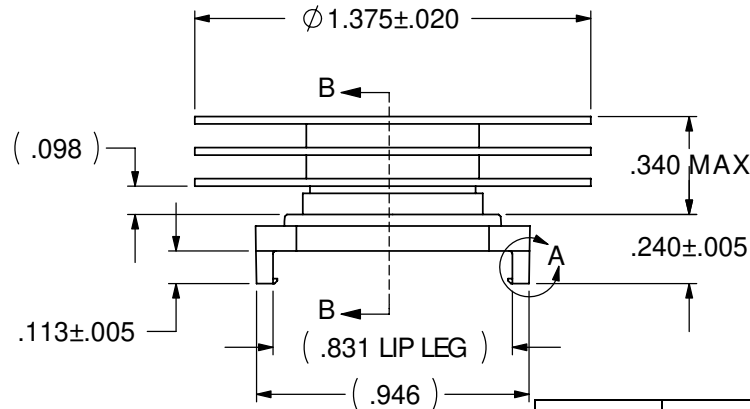
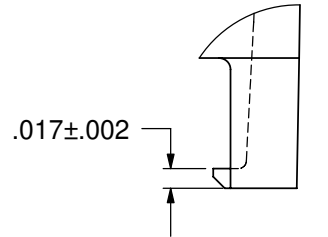
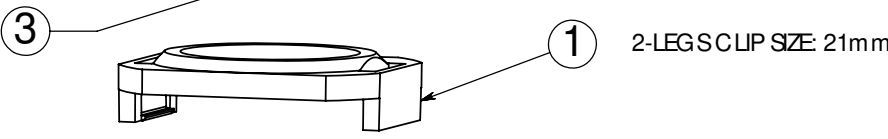
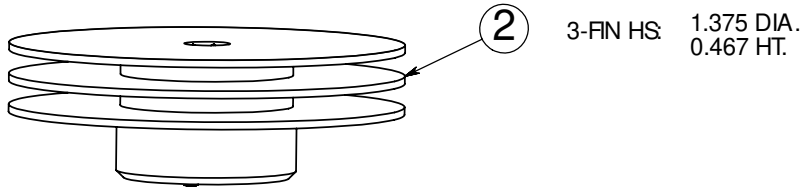


| REVISION(S) |                   |             |             |
|-------------|-------------------|-------------|-------------|
| LTR         | DESCRIPTION       | INIT        | APP'D       |
| O           | ECN: 0S60-0219-04 | E.T 8/31/04 | B.P 9/10/04 |
| A           | ECR-06-013536     | E.T 6/6/06  | V.K 6/6/06  |



- NOTE:
- MATERIAL:  
HEAT SINK: ALUM. (BLACK ANODIZE)  
CLIP: BLACK PEI (UL94-VO)
  - BEFORE THE HEATSINK APPLICATION, THE USER SHOULD IDENTIFY THE SPECIFICATION OF MAXIMUM LOAD ON THE BGA PACKAGE.  
HEATSINK TORQUE SPECIFICATIONS CONVERTED TO FORCE.  
BARE DIE PACKAGE:  
1.5 INCH - LB TORQUE = 8.5 LBS FORCE  
2.0 INCH - LB TORQUE = 11.4 LBS FORCE  
FULL SIZE LID PACKAGE:  
1.5 INCH - LB TORQUE = 8.3 LBS FORCE  
2.0 INCH - LB TORQUE = 11.1 LBS FORCE
  - REMOVE CLIP WITH REMOVAL TOOL P/N: 1542616-1.
  - RoHS COMPLIANT AND CERTIFIED.

| Power    | ° C/W @ Ambient | ° C/W @ 200 LFM | ° C/W @ 400 LFM | ° C/W @ 600 LFM |
|----------|-----------------|-----------------|-----------------|-----------------|
| 5 Watts  | 13.23           | 5.99            | 4.05            | 3.45            |
| 10 Watts | 11.44           | 6.03            | 3.84            | 3.31            |
| 15 Watts | 10.46           | 6.04            | 3.72            | 3.28            |

**CUSTOMER DRAWING**  
SPECIFICATIONS ARE SUBJECT TO CHANGE WITHOUT NOTICE

| ITEM | DESCRIPTION   | QTY |
|------|---------------|-----|
| 1    | MOUNTING CLIP | 1   |
| 2    | HEAT SINK     | 1   |
| 3    | INTERFACE     | 1   |

**tyco** / Electronics    Attleboro Falls Massachusetts 02763

UNLESS OTHERWISE SPECIFIED TO LEFANCIES ARE:

DO NOT SCALE

|                        |               |                    |
|------------------------|---------------|--------------------|
| DRAWN BY: E.TAO        | DATE: 8/31/04 | MATERIAL: SEE NOTE |
| ENGINEER: B.PETROCELLI | DATE: 9/10/04 | FINISH: SEE NOTE   |
| FILENAME               | PROJECT       | SYSTEM             |

CONFIDENTIAL PROPERTY OF TYCO ELECTRONICS NOT TO BE DISCLOSED TO OTHERS REPRODUCED OR USED FOR ANY PURPOSES EXCEPT AS AUTHORIZED IN WRITING BY AN AUTHORIZED OFFICIAL OF TYCO. MUST BE RETURNED TO TYCO ON DEMAND, ON COMPLETION OF ORDERS OR OTHER PURPOSES FOR WHICH LENT.

TITLE: 21mm HEATSINK ASSEMBLY (HTS764-U)

|                           |              |                        |               |
|---------------------------|--------------|------------------------|---------------|
| DIMENSIONS ARE IN: INCHES | SCALE: 1.5:1 | PART NO: 5-1542004-4   | SHEET: 1 OF 1 |
| TYPED ANGLE PROJECTION    | SIZE: A      | DWG. NO. C-5-1542004-4 | REV: A        |