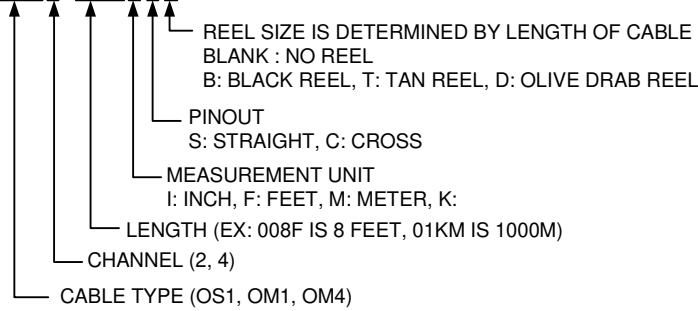


NOTES:

1) PART NUMBER DEFINITION:

A2-1AAAB-XXXYPZ



2) KITTING REQUIREMENT:

- a. CUT CABLE TO MAX OVERALL LENGTH (LENGTH + TOLERANCE).
- b. TOLERANCE SHALL BE:

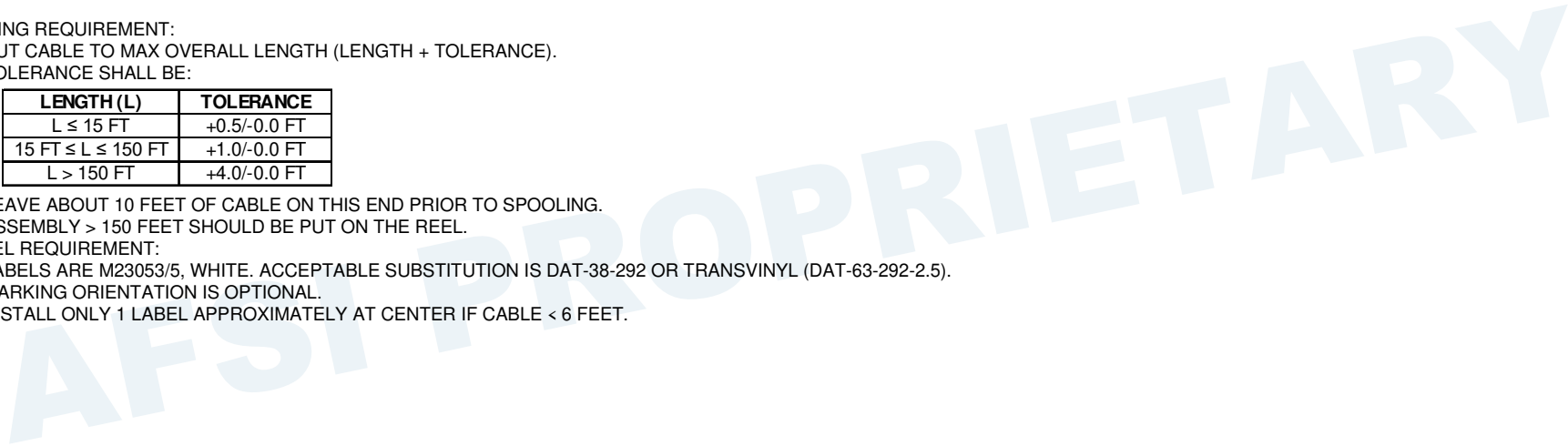
LENGTH (L)	TOLERANCE
L ≤ 15 FT	+0.5/-0.0 FT
15 FT ≤ L ≤ 150 FT	+1.0/-0.0 FT
L > 150 FT	+4.0/-0.0 FT

- c. LEAVE ABOUT 10 FEET OF CABLE ON THIS END PRIOR TO SPOOLING.
- d. ASSEMBLY > 150 FEET SHOULD BE PUT ON THE REEL.

3) LABEL REQUIREMENT:

- a. LABELS ARE M23053/5, WHITE. ACCEPTABLE SUBSTITUTION IS DAT-38-292 OR TRANSVINYL (DAT-63-292-2.5).
- b. MARKING ORIENTATION IS OPTIONAL.
- c. INSTALL ONLY 1 LABEL APPROXIMATELY AT CENTER IF CABLE < 6 FEET.

REVISION HISTORY - ALL SHEETS ARE AT THE SAME REVISION			
REV	DESCRIPTION	DATE	APPROVED
-	INITIAL RELEASE	2021/10/05	



		MATERIAL:	DFTR/Designer: C. Hoang 2021/05/13	Amphenol FSI	
			Check By: S. McEwan 2021/05/21		
			Manufacturing: L. Dillman 2021/10/05	TITLE:	
			Market Manager/PLM: M. Beard 2021/10/01	TFOCA-II PLUG TO PLUG ASSEMBLY	
			Configuration Management: E. Escobedo 2021/10/05	SIZE	CAGE CODE
NEXT ASSY		USED ON		A	0YPM2
APPLICATION				DWG NO A2-1AAAB-XXXYPZ	
				SCALE: NONE	REV -
				SHEET 1 OF 3	

D

D

C

C

B

B

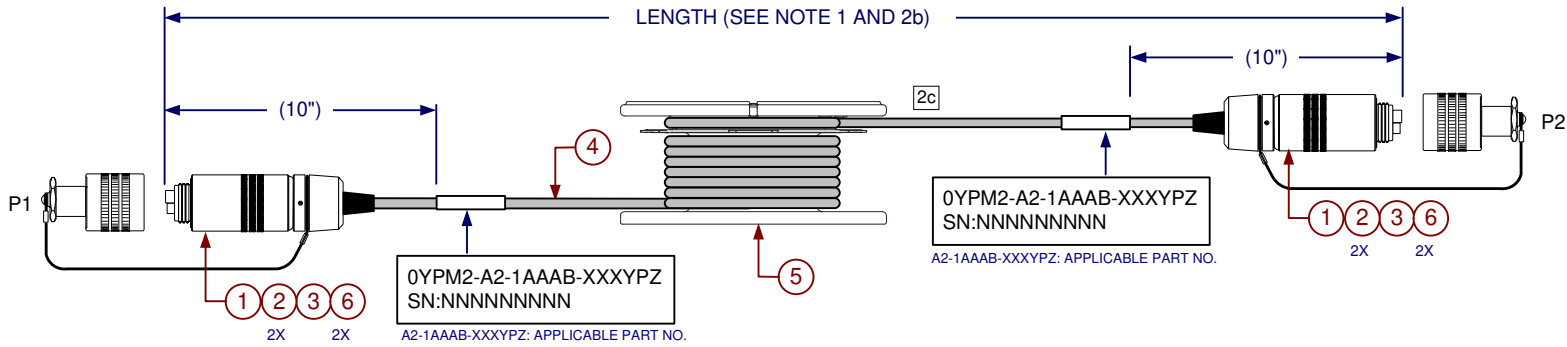
A

A

* BLANK* NO REEL

Z (REEL)	B=2 (FIGURE 1)	B=4 (FIGURE 2)	AAA (CABLE TYPE)	ITEM NO.	PART NO.	DESCRIPTION
QTY/LENGTH						
	4	0	OS1, OM1, OM4	6	MTFP0000	TERMINUS, TFOCA-II DUMMY
D	1		OS1, OM1, OM4	5	A RES-XXXX-D2	A RES REEL, OLIVE DRAB, NO HANDLE
T					A RES-XXXX-T2	A RES REEL, TAN, NO HANDLE
B					A RES-XXXX-B2	A RES REEL, BLACK, NO HANDLE
	SEE NOTE 1 & NOTE 2		OM4	4	WTJO-0400	CABLE, 4 FIBER DISTRIBUTION, 50/125, OM4 , 5.5mm OD
			OM4		WTJO-0200	CABLE, 2 FIBER DISTRIBUTION, 50/125, OM4 , 5.5mm OD
			OM1		WTUO-0400	CABLE, 4 FIBER 62.5/125 TACTICAL DISTRIBUTION
			OM1		WMUO-0400 (ALT)	CABLE, 4 FIBER , MILITARY, DIST. 62.5/125
			OM1		WTUO-0200	CABLE, 2 FIBER 62.5/125 TACTICAL DISTRIBUTION
			OM1		WMUO-0200 (ALT)	CABLE, 2 FIBER, MILITARY, DIST. 62.5/125
			OS1		WTTO-0400	4 FIBER CABLE, 9/125 TACTICAL DISTRIBUTION
			OS1		WMTO-0400 (ALT)	4 FIBER CABLE, MILITARY, DIST. SM
			OS1		WMTO-0400-RH (ALT)	4 FIBER CABLE, MILITARY, DIST. SM RADIATION HARDENED
			OS1		WTTO-0200	2 FIBER CABLE, 9/125 TACTICAL DISTRIBUTION
			OS1		WMTO-0200 (ALT)	2 FIBER CABLE, MILITARY, DIST. SM
			OS1		WMTO-0200-RH (ALT)	2 FIBER CABLE, MILITARY, DIST. SM RADIATION HARDENED
	2	4	OS1	3	MTFP1175	ALIGNMENT SLEEVE, TFOCA-II, SM
	2	4	OM1, OM4		MTFP1150	ALIGNMENT SLEEVE, SOLID (UNSPLIT) TFOCA-II
	4	8	OS1	2	MTFP1100	TFOCA-II PIN TERMINI, SM
	4	8	OM1, OM4		MTFP1000	TFOCA-II PIN TERMINI, MM
	2	2	OS1, OM1, OM4	1	FS4H1000-2A1H1	PLUG, HERM,4 CH, ZN-NI,KEY 1 .190-.239,HERM DUST CAP,H BOOT

SIZE A	CAGE CODE 0YPM2	DWG NO A2-1AAAB-XXXYPZ	REV -
SCALE: NONE		SHEET 2	



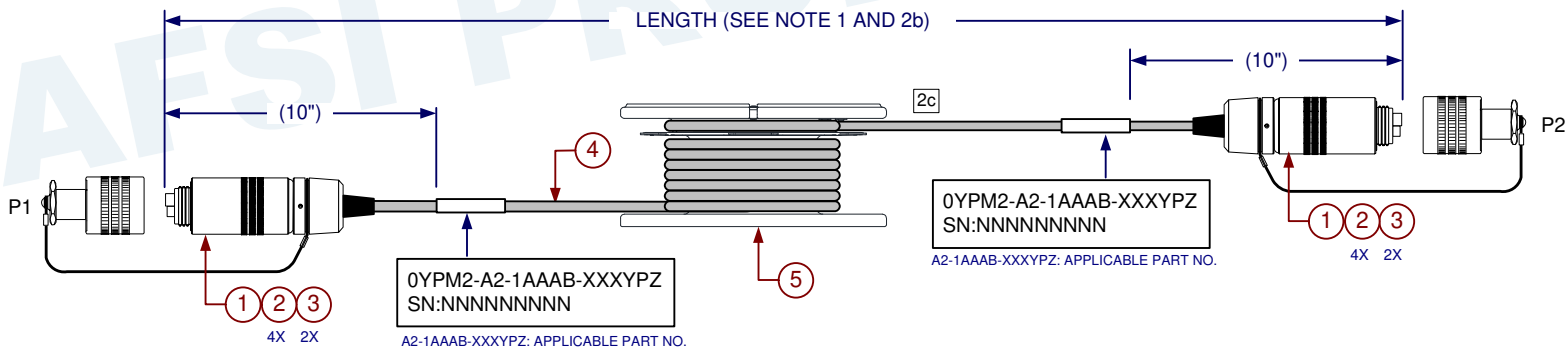
P1	PINOUT DIAGRAM	P2
S1	● BLUE ●	S1
P1	● ORANGE ●	P1
S2	● DUMMIES ●	S2
P2	● DUMMIES ●	P2

STRAIGHT PINOUT
P = "S"
(SEE NOTE 1)

P1	PINOUT DIAGRAM	P2
S1	● BLUE ●	P1
P1	● ORANGE ●	S1
S2	● DUMMIES ●	S2
P2	● DUMMIES ●	P2

CROSS PINOUT
P = "C"
(SEE NOTE 1)

FIGURE 1: 2 CHANNEL



P1	PINOUT DIAGRAM	P2
S1	● BLUE ●	S1
P1	● ORANGE ●	P1
S2	● GREEN ●	S2
P2	● BROWN ●	P2

STRAIGHT PINOUT
P = "S"
(SEE NOTE 1)

P1	PINOUT DIAGRAM	P2
S1	● BLUE ●	P1
P1	● ORANGE ●	S1
S2	● GREEN ●	P2
P2	● BROWN ●	S2

CROSS PINOUT
P = "C"
(SEE NOTE 1)

FIGURE 2: 4 CHANNEL

SIZE A	CAGE CODE 0YPM2	DWG NO A2-1AAAB-XXXYPZ	REV -
SCALE: NONE		SHEET 3	