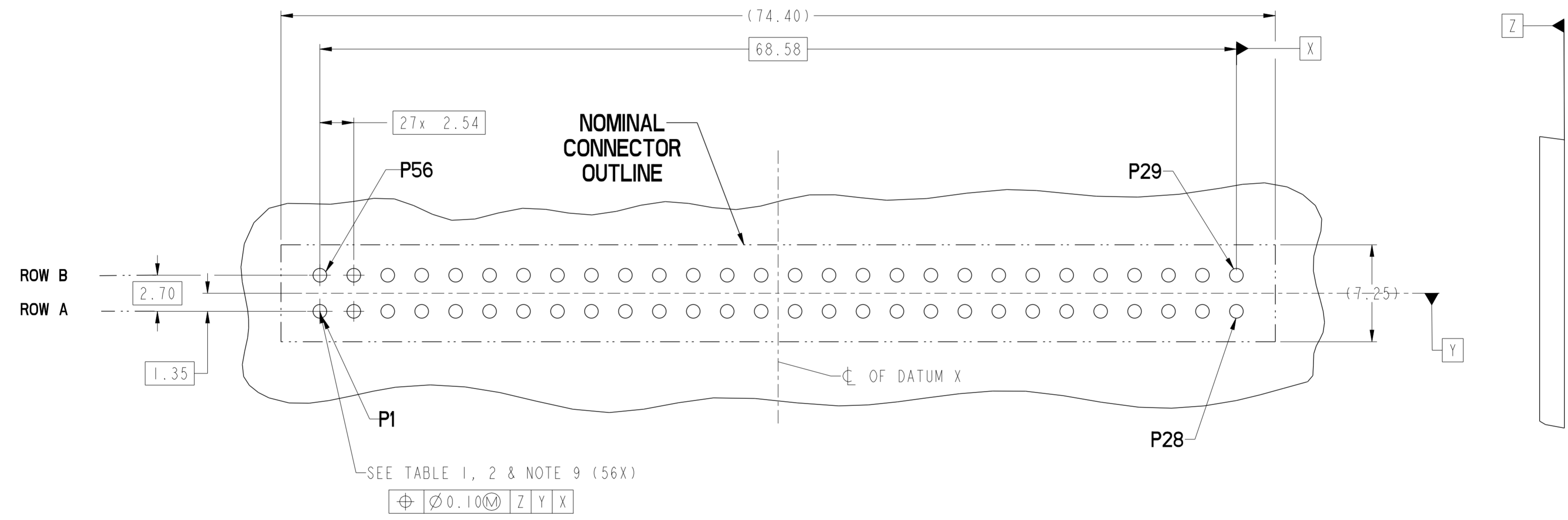


rev	ecn no	dr	date	spec ref	dr	Eric Jiang	2013/01/28	projection	MM	size	A2	scale	4:1			
A	-	ERIC	2013-04-16	tolerance std	eng	Eric Jiang	2013/04/21			ecn no	-	rel level	Released			
-	-	-	-	ASME Y14.5	chr	-	product family							HPCE		
-	-	-	-	TOLERANCES UNLESS OTHERWISE SPECIFIED surface <input checked="" type="checkbox"/> linear <input type="checkbox"/> angular	appr	Pei-Ming Zheng	2013/04/21		VERT RECT (56P) HIGH POWER CARD EDGE	dwg no 10124202	rev A	sheet 1 of 3				
-	-	-	ASME Y14.5		linear	0.X	±0.5						www.fci.com	cat. no.	-	Product - Customer Drw
-	-	-	-		angular	0°	±2°						PDS: Rev :A		STATUS:Released	

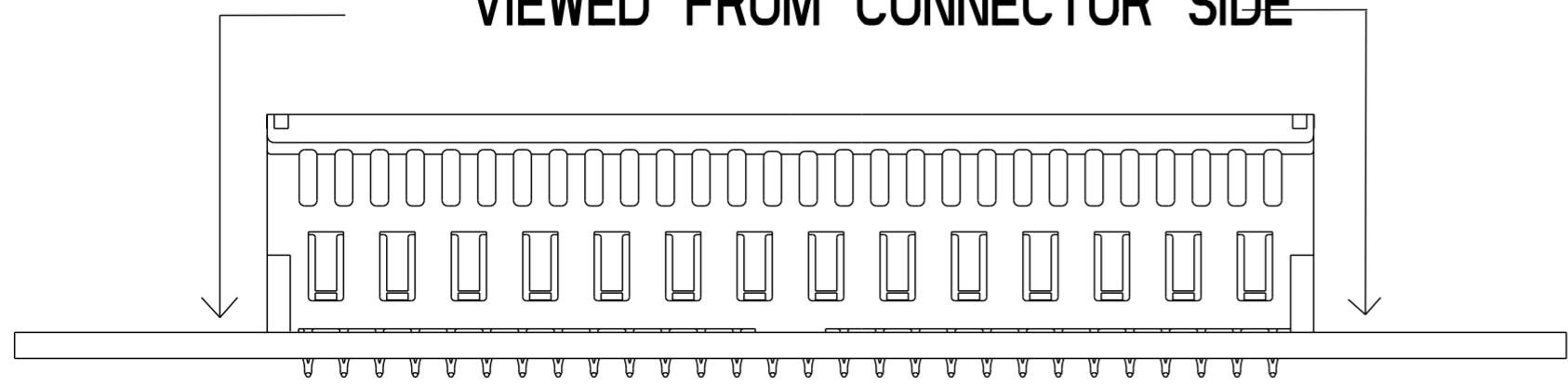
Copyright FCI.
FCI

CONTACT TYPE	TOP LAYER DESCRIPTION	TABLE 1 (HPCE / SOLDER TAILS) PLATED THROUGH-HOLE REQUIREMENTS				
		DRILLED HOLE DIAMETER	COPPER THICKNESS	TIN-LEAD THICKNESS	TIN THICKNESS	FINISHED HOLE DIAMETER
POWER & SIGNAL	TIN-LEAD	1.10-1.16 (1.15 DRILL)	0.025 - 0.050	0.005 - 0.015	--	0.94 - 1.10
	IMMERSION TIN	1.10-1.16 (1.15 DRILL)	0.025 - 0.050	--	0.9 - 1.5um	0.94 - 1.10
	COPPER (SEE NOTE 8)	1.10-1.16 (1.15 DRILL)	0.025 - 0.050	--	--	0.94 - 1.10

CONTACT TYPE	TOP LAYER DESCRIPTION	TABLE 2 (HPCE / PRESS-FIT TAILS) PLATED THROUGH-HOLE REQUIREMENTS				
		DRILLED HOLE DIAMETER	COPPER THICKNESS	TIN-LEAD THICKNESS	TIN THICKNESS	FINISHED HOLE DIAMETER
POWER & SIGNAL	TIN-LEAD	0.81-0.86 (0.85 DRILL)	0.025 - 0.050	0.005 - 0.015	--	0.65 - 0.80
	IMMERSION TIN	0.81-0.86 (0.85 DRILL)	0.025 - 0.050	--	0.9 - 1.5um	0.70 - 0.80
	COPPER (SEE NOTE 8)	0.81-0.86 (0.85 DRILL)	0.025 - 0.050	--	--	0.70 - 0.80



**RECOMMENDED PCB LAYOUT
VIEWED FROM CONNECTOR SIDE**

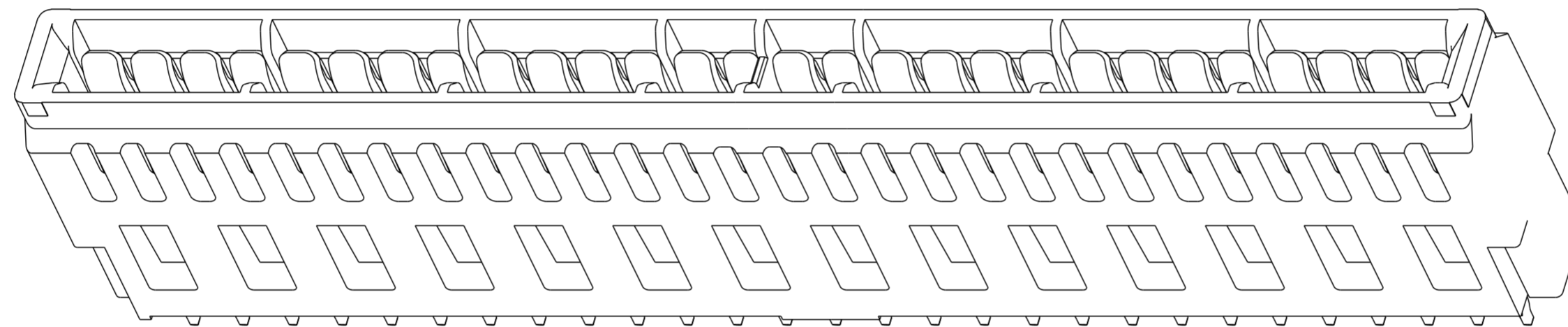


spec ref	-	dr	Eric Jiang	2013/01/28	projection	MM	size	A2	scale	4:1
tolerance std	ASME Y14.5	eng	Eric Jiang	2013/04/21	chr	-	ecn no	-	rel level	Released
surface	✓	appr	Pei-Ming Zheng	2013/04/21	product family	HPCE	cat. no.	10124202	rev	A
ASME Y14.5	linear	0.X	±0.5	0.XX	±0.25	0.XXX	±0.10	angular	0°	±2°

Copyright FCI. FCI

HPCE PART NUMBER (TABLE 3)

PART NUMBER	TAIL TYPE	DIM "A" TYPICAL TAIL LENGTH	DIM "B" RECOMMENDED BOARD THICKNESS
10124202-001LF	SOLDER	3.17 ±0.25	1.59 - 2.38
10124202-002LF	PRESS-FIT		1.57 MIN



NOTES:

1. CONNECTOR MATERIALS:
 HOUSING: HIGH TEMPERATURE THERMAL PLASTIC, BLACK
 UL 94V-0 COMPLIANT
 CONTACTS: HIGH PERFORMANCE COPPER ALLOY.
2. CONTACT FINISH REF. GS-12-604 SECTION 5.2.
3. PRODUCT SPECIFICATION: GS-12-604.
4. APPLICATION SPECIFICATION: GS-20-128.
5. PRODUCT MARKING (FCI - PART NUMBER & DATE CODE) ON HOUSING IN AREA SHOWN.
6. PACKAGING MEETS FCI SPECIFICATION GS-14-937.
7. HOUSING COMPONENT WILL WITHSTAND EXPOSURE TO 260°C PEAK TEMPERATURE FOR 60 SECONDS IN A CONVECTION, INFRA-RED, OR VAPOR PHASE REFLOW OVEN.
8. COPPER PLATING THICKNESS IN CENTER OF VIA-HOLE CAN BE NO MORE THAN 0.003 LESS THAN OTHER AREAS.
9. ALL HOLE SIZES ARE FINISHED HOLE SIZES.
10. PRESS-FIT APPLICATION TOOL DRAWING:10119453
11. DRAWING 10124282 FOR BUSBAR DETAIL

spec ref	-	dr	Eric Jiang	2013/01/28	projection	MM	size	A2	scale	4:1
tolerance std	ASME Y14.5	eng	Eric Jiang	2013/04/21	chr	-	ecn no	-	rel level	Released
TOLERANCES UNLESS OTHERWISE SPECIFIED		appr	Pei-Ming Zheng	2013/04/21	product family	HPCE	rel level	Released		
surface	linear	0.X	±0.5		TITLE VERT RECT (56P) HIGH POWER CARD EDGE	dwg no 10124202	rev A			
		0.XX	±0.25							
		0.XXX	±0.10							
ASME Y14.5	angular	0°	±2°	www.fci.com	cat. no.	-	Product - Customer Drw	sheet 3 of 3		