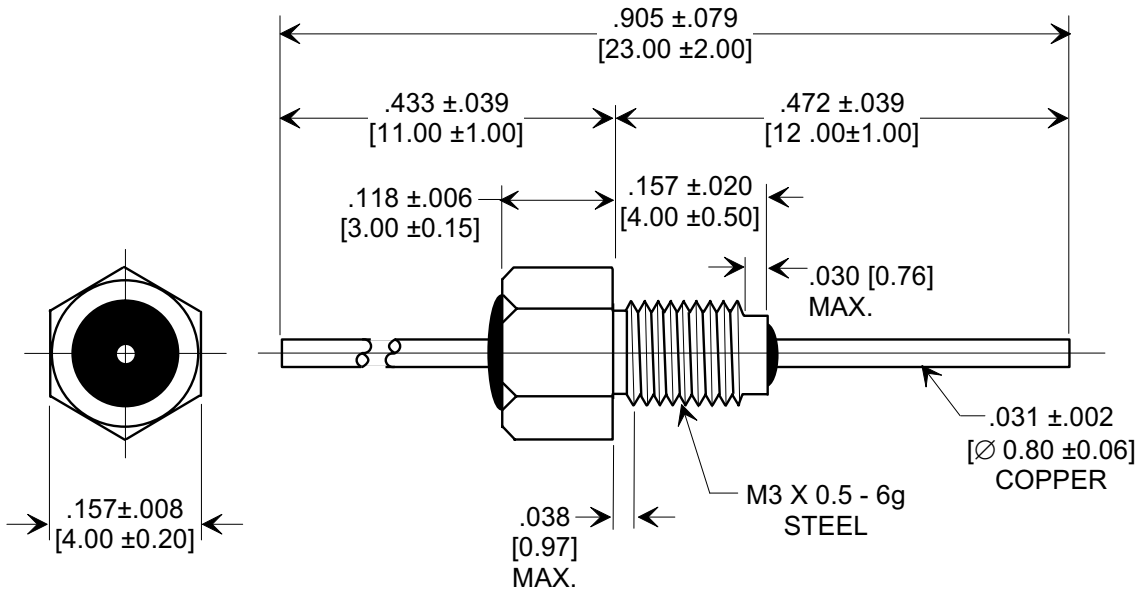
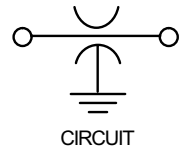
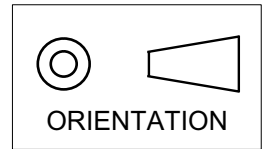
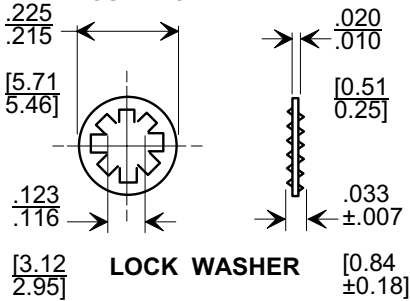


MARKETING SALES DRAWING
DIMENSIONS IN INCHES - DO NOT SCALE THIS DRAWING
DIMENSIONS IN METRIC []

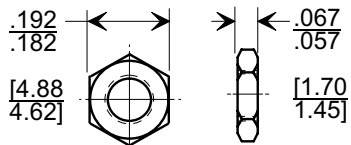
Electrical Testing
per Tusonix standard
test plans and Mil-Std-202
Test Methods.



MOUNTING HARDWARE



LOCK WASHER



HEX NUT

NOTES:

1. TUSONIX STANDARD PART NUMBER: 4400-097.
TUSONIX RoHS COMPLIANT PART NUMBER: 4400-097 LF.
CUSTOMER MUST SPECIFY STANDARD OR RoHS PART NUMBER WHEN ORDERING.
2. MATERIAL: BUSHING; SILVER PLATED. LEAD; SILVER PLATED.
3. PART MARKING: TRADEMARK AND VARIATION NUMBER ON HEX FLATS. STANDARD PART: BLACK INK. RoHS PART: GREEN INK.
4. OPERATING TEMP. RANGE: -55°C TO +125°C.
5. MAX. RECOMMENDED SOLDERING TEMPERATURE : 260° C.
6. SUPPLIED WITH SILVER PLATED INTERNAL TOOTH LOCK WASHER.
7. MAX. RECOMMENDED MOUNTING TORQUE : 2.0 Lb. in. [.226 Nm.]

CAP.(pf)	TOLERANCE	DC WORKING VOLTAGE		DC CURRENT (AMPS)	I.R. MIN. @ 100 (VDC)	DWV (VDC)	MIN. NO LOAD INSERTION LOSS (db) @ 25°C PER MIL-STD-220				
		85°C	125 °C				1 MHz	10 MHz	100 MHz	1 GHz	10 GHz
2700	GMV	150	100	10	10 G Ω	250	---	10	25	40	50

REVISION RECORD Original Release C.O. 20000104-1-07 ORIENTATION SYMBOL ADDED DWV (VDC) 500 DELETED L.E. 04-14-00 20000410-2-06 ADDED IR & DWV, REVISED & ADDED NOTES. S.M. 12-01-05 20051128-1-17	0	TUSONIX TUCSON, ARIZONA	--TOLERANCES-- Unless Otherwise Specified	Title BUSHING STYLE EMI FILTER	
	DECIMAL ±		Drawn S.M. 01-07-00	Scale 5 X	
	ANGLES ±		Approved J.Mc. 01-07-00		
	A		4400-097		