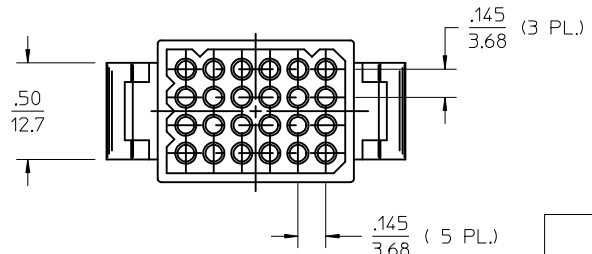
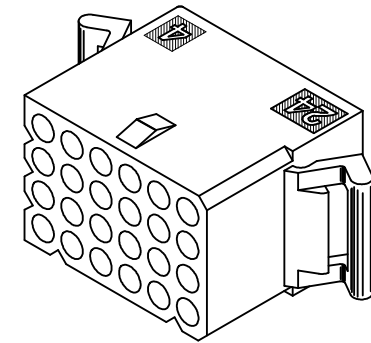
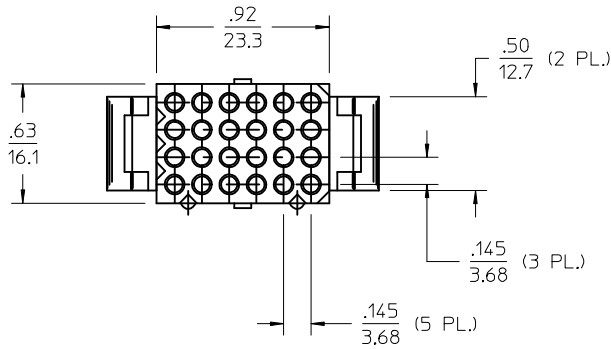
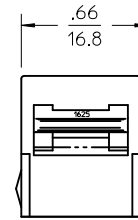
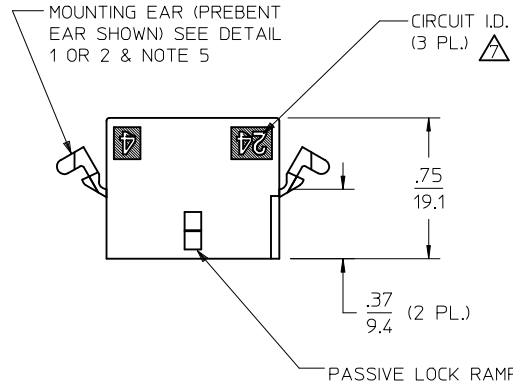
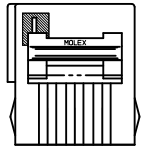
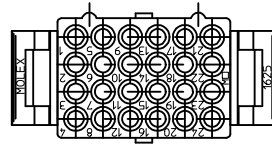


PLUG HOUSING



<b>PK SPEC</b> EC NO: UCP2015-0466 DRWN: JDOFX 2014/08/07 CHKD: MKIPPER 2014/08/07 APPR: FSMITH 2014/08/14	QUALITY SYMBOLS 	GENERAL TOLERANCES (UNLESS SPECIFIED)		DIMENSION STYLE <b>IN/MM</b>	SCALE <b>2:1</b>	DESIGN UNITS <b>INCH</b>	THIRD ANGLE PROJECTION	
		4 PLACES ± --- ± ---	mm INCH	DRAWN BY JDOFX	DATE 2014/08/07	TITLE <b>.062/(157) HOUSINGS          PLUG AND RECEPTACLE          24 CIRCUIT</b>		
		3 PLACES ± --- ± .010	2 PLACES ± 0.25 ± .014	CHECKED BY MKIPPER	DATE 2014/08/07	<b>molex</b>		
		1 PLACE ± 0.36 ± ---	0 PLACE ± --- ± ---	APPROVED BY FSMITH	DATE 2014/08/14	MATERIAL NO. <b>SEE CHART</b>	DOCUMENT NO. <b>SD-1625-24*</b>	SHEET NO. <b>1 OF 3</b>
<b>P1</b>	DESCRIPTION DRAFT WHERE APPLICABLE MUST REMAIN WITHIN DIMENSIONS	ANGULAR ±1/2°		SIZE <b>C</b>	THIS DRAWING CONTAINS INFORMATION THAT IS PROPRIETARY TO MOLEX INCORPORATED AND SHOULD NOT BE USED WITHOUT WRITTEN PERMISSION			



RECEPTACLE HOUSING

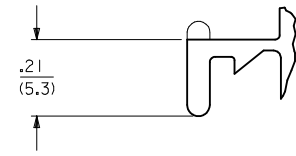
SEE SHEET 1 EC NO: UCP2015-0466 DRWN: JDFOX CHKD: MKIPPER APPR: FSMITH	QUALITY SYMBOLS ▽=0 ▽=0 ▽=0	GENERAL TOLERANCES (UNLESS SPECIFIED)		DIMENSION STYLE <b>IN/MM</b>	SCALE <b>2:1</b>	DESIGN UNITS <b>INCH</b>	THIRD ANGLE PROJECTION	
		4 PLACES ± --- ± ---	3 PLACES ± --- ± .010	DRAWN BY JDFOX	DATE 2014/08/07	TITLE <b>.062/(157) HOUSINGS          PLUG AND RECEPTACLE          24 CIRCUIT</b>		
		2 PLACES ± 0.25 ± .014	1 PLACE ± 0.36 ± ---	CHECKED BY MKIPPER	DATE 2014/08/07	<b>molex</b>		
		0 PLACE ± --- ± ---	ANGULAR ±1/2°	APPROVED BY FSMITH	DATE 2014/08/14	MATERIAL NO. <b>SEE CHART</b>	DOCUMENT NO. <b>SD-1625-24*</b>	SHEET NO. <b>2 OF 3</b>
P1	DESCRIPTION RECEPTACLE HOUSING	DRAFT WHERE APPLICABLE MUST REMAIN WITHIN DIMENSIONS		SIZE <b>C</b>	THIS DRAWING CONTAINS INFORMATION THAT IS PROPRIETARY TO MOLEX INCORPORATED AND SHOULD NOT BE USED WITHOUT WRITTEN PERMISSION			

PLUG		RECEPTACLE	
PART NO.	ENG. NO.	PART NO.	ENG. NO.
03-06-2241	I625-24P	03-06-1241	I625-24R
03-06-2242	I625-24PI	03-06-6241	I625-24RBK
03-06-7241	I625-24PBK		
03-06-7242	I625-24PIBK		

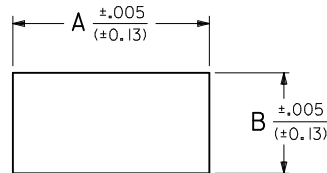
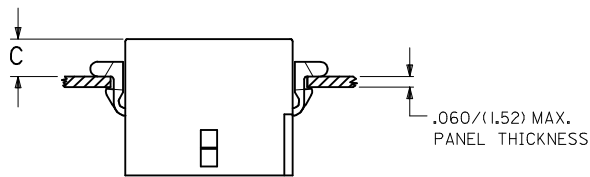
**LEGEND:**  
**1625-24\*\*\*\***  
 CIRCUIT SIZE  
 P = PLUG  
 R = RECEPTACLE

BLANK = WITH MOUNTING EARS  
 I = WITHOUT EARS

COLOR: \_\_\_\_\_  
 BLANK = NATURAL COLOR  
 AM = AMBER BK = BLACK BU = BLUE  
 BN = BROWN GY = GRAY GN = GREEN  
 OR = ORANGE RD = RED YW = YELLOW

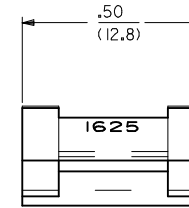


**DETAIL 1**  
 .062/(1.57) STANDARD MOUNTING EAR  
 (SCALE 4:1)



**RECOMMENDED HOLE PATTERN**

RECEP.	.1079 (27.41)	.715 (18.16)	.22 (5.5)	.22 (5.7)
PLUG	1.182 (30.02)	.765 (19.43)	.24 (6.0)	.24 (6.2)
PART	DIM. A	DIM. B	DIM. C (STANDARD EAR)	DIM. C (PREBEND EAR)



**DETAIL 2**  
 .062/(1.57) PREBEND MOUNTING EAR  
 (SCALE 4:1)

**NOTES:**

- MATERIAL: NYLON TYPE 6/6 , UL94V-2, COLOR: SEE LEGEND.
- FINISH: NONE.
- MOLEX PRODUCT SPEC PS-02-06 APPLIES.
- PACKAGING SPECIFICATION: PK-1625-003.
- WHERE DENOTED IN CHART, TOOLS ARE BUILT WITH PREBEND MOUNTING EARS PER DETAIL 2 AND SUPERSEDE ALL TOOLS PREVIOUSLY BUILT WITH THE STANDARD MOUNTING EAR.
- THIS HOUSING FOR USE WITH .062/(1.57) DIA. TERMINALS.
- CIRCUIT I.D. NUMBERS ON HOUSING APPEAR ON PART FROM TOOLS BUILT AFTER 8/5/91.
- PARTS CONFORM TO CLASS B REQUIREMENTS OF COSMETIC SPECIFICATION PS-45499-002.

<b>SEE SHEET 1</b> EC NO: UCP2015-0466 DRWN: JDFOX 2014/08/07 CHKD: MKIPPER 2014/08/07 APPR: FSMITH 2014/08/14	QUALITY SYMBOLS = 0 = 0 = 0	GENERAL TOLERANCES (UNLESS SPECIFIED)		DIMENSION STYLE IN/MM		SCALE 2:1	DESIGN UNITS INCH	THIRD ANGLE PROJECTION	
				DRAWN BY DATE JDFOX 2014/08/07		TITLE .062/(1.57) HOUSINGS PLUG AND RECEPTACLE 24 CIRCUIT			
				CHECKED BY DATE MKIPPER 2014/08/07					
				APPROVED BY DATE FSMITH 2014/08/14					
ANGULAR ±1/2°		MATERIAL NO.		DOCUMENT NO.		SHEET NO.			
DRAFT WHERE APPLICABLE MUST REMAIN WITHIN DIMENSIONS		SEE CHART		SD-1625-24*		3 OF 3			
THIS DRAWING CONTAINS INFORMATION THAT IS PROPRIETARY TO MOLEX INCORPORATED AND SHOULD NOT BE USED WITHOUT WRITTEN PERMISSION									