

Panel feed-through - SACC-DSI-MSB-5CON-L180 SCO - 1543647


Please be informed that the data shown in this PDF Document is generated from our Online Catalog. Please find the complete data in the user's documentation. Our General Terms of Use for Downloads are valid (<http://download.phoenixcontact.com>)



Sensor/actuator flush-type connector, 5-pos., M12 SPEEDCON, B-coded, rear/screw mounting with Pg9 thread, with straight solder connection



Key commercial data

Packing unit	1
Minimum order quantity	20
Catalog page	Page 46 (PC-2011)
GTIN	 4 046356 102179
Custom tariff number	85366990
Country of origin	GERMANY

Technical data

General data

Rated current at 40°C	4 A
Rated voltage	60 V
Number of positions	5
Volume resistance	≤ 3 mΩ
Insulation resistance	≥ 100 MΩ
Ambient temperature (operation)	-25 °C ... 85 °C (Male connector / female connector)

General characteristics

Standards/regulations	M12 plug-in connector IEC 61076-2-101
Coding	B - inverse
Surge voltage category	II
Pollution degree	3
Degree of protection	IP67
Contact material	CuZn
Contact surface material	Ni/Au
Contact carrier material	PA 66
Material, knurls	Zinc die-cast, nickel-plated
Sealing material	NBR

Panel feed-through - SACC-DSI-MSB-5CON-L180 SCO - 1543647

Technical data

General characteristics

Mounting type	Rear mounting Pg9 With locking nut
Connection method	Solder pins
Length of the solder contacts	6 mm
Status display	No

Classifications

eclass

eCl@ss 4.0	27250313
eCl@ss 4.1	27250313
eCl@ss 5.0	27143423
eCl@ss 5.1	27143423
eCl@ss 6.0	27143423
eCl@ss 7.0	27449001

etim

ETIM 3.0	EC002061
ETIM 4.0	EC002061

unspsc

UNSPSC 6.01	31261501
UNSPSC 7.0901	31261501
UNSPSC 11	31261501
UNSPSC 12.01	31261501
UNSPSC 13.2	31261501

Approvals

Approvals

Approvals

UL Recognized

Ex Approvals

Approvals submitted

Approval details

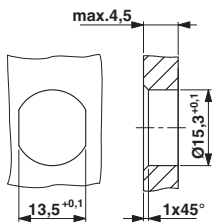
Panel feed-through - SACC-DSI-MSB-5CON-L180 SCO - 1543647

Approvals

UL Recognized	
mm ² /AWG/kcmil	26-2
Nominal current I _N	4 A
Nominal voltage U _N	60 V

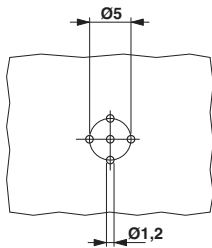
Drawings

Dimensioned drawing

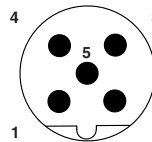


Mounting cutout with polarization for Pg9 thread

Drilling diagram

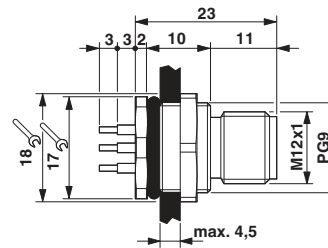


Schematic diagram



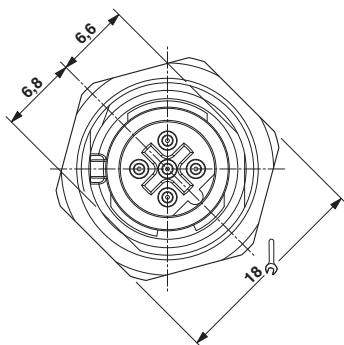
Pin assignment M12 male connector, 5-pos., B-coded, male side

Dimensioned drawing



M12 flush-type connector

Dimensioned drawing



M12 front view

