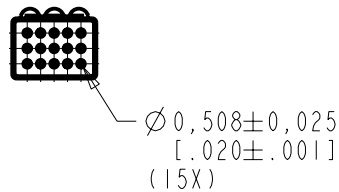
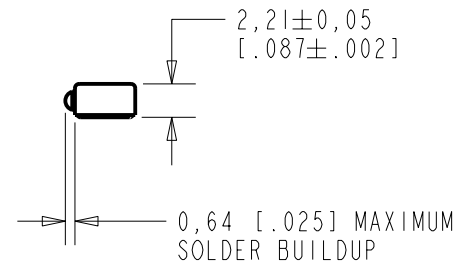
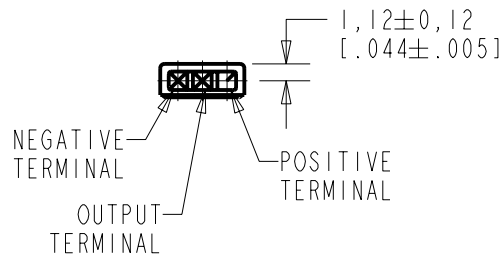


NOTE:

1. INCREASED PRESSURE AT THE SOUND INLET CAUSES A POSITIVE GOING VOLTAGE TO APPEAR AT THE OUTPUT TERMINAL, RELATIVE TO THE NEGATIVE TERMINAL.



NOMINAL WEIGHT  
.13 GRAM

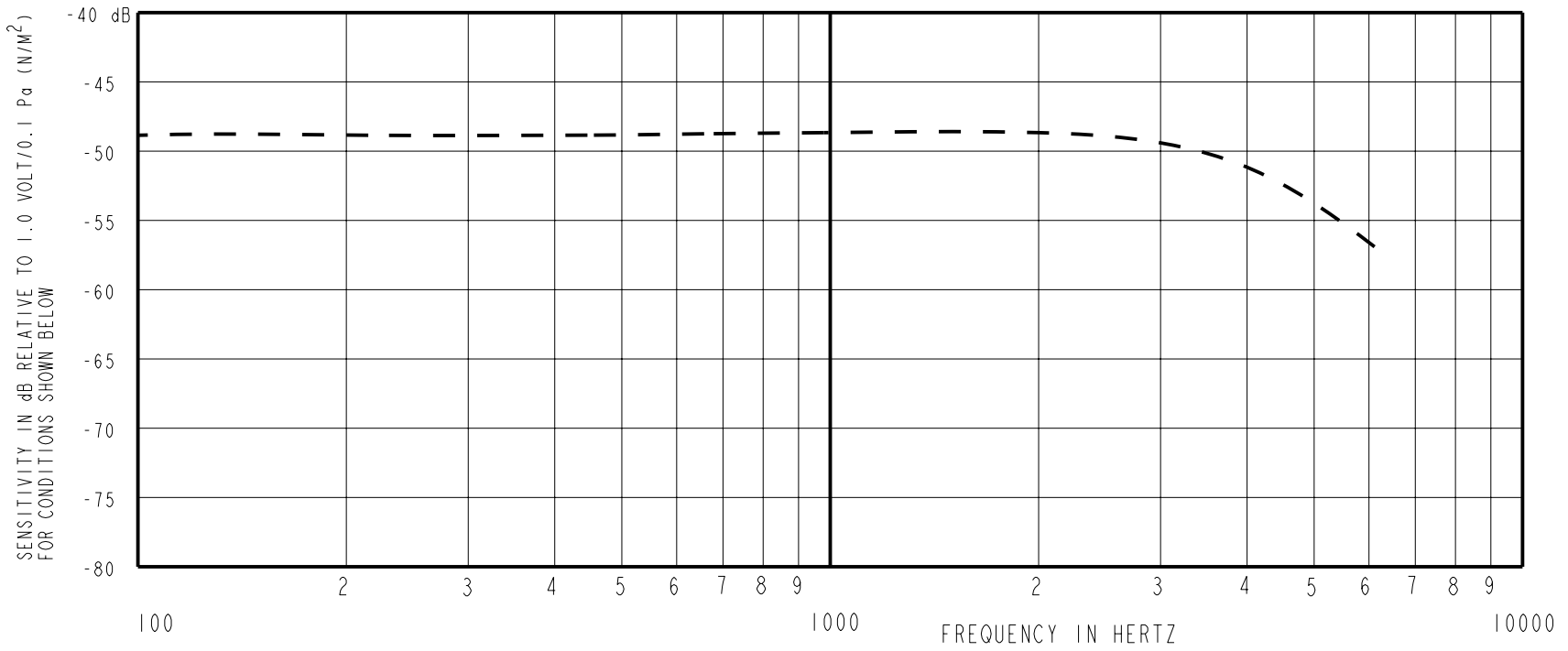
DIMENSIONS IN MILLIMETERS [INCHES]

**KNOWLES ELECTRONICS**  
ITASCA, ILLINOIS U.S.A.

Revision	C.O. #	Implementation Date	RELEASE LEVEL	REVISION
A	MI0100923	12-2-05	Released	A

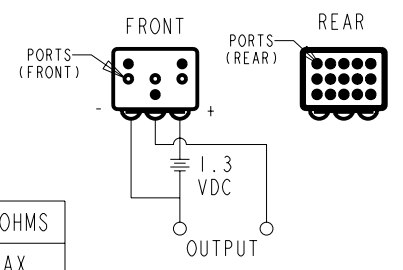
SCALE: 2:1		DR. BY: DMS	DATE: 12-2-05
DO NOT SCALE DRAWING			
TITLE: MICROPHONE		APP. BY: GJP	DATE: 12-5-05
OUTLINE DRAWING		NR-23158-000	DATE: 12-5-05
		SHT 1.1	

NR-23158-000  
SHT 2.1



FREQUENCY	SENSITIVITY		
	MIN.	NOM.	MAX.
100	---	-49.0	---
1000	-52.0	-49.0	-46.0
4000	---	-51.0	---

RANGE	DEVICE CONFORMITY OF DEVIATION FROM 1 KHZ	
	MIN.	MAX.
-2.0	+2.0	
0.0	0.0	
-5.0	+1.0	



NOTES:

- CASE CONNECTED TO NEGATIVE TERMINAL.
- MICROPHONE TO BE FUNCTIONAL WITH 10 VDC SUPPLY.
- SENSITIVITY VALUES INDICATED ON THIS SPECIFICATION ARE VALID AT 50% HUMIDITY.
- PRESSURE DIFFERENCE SENSITIVITY TESTED WITH REAR SOUND PORT SEALED TO AIR VOLUME OF AT LEAST 0.5 CC.
- VL SPEC: 0.15 - 0.90V

DC SUPPLY	AMPLIFIER CURRENT DRAIN	OUTPUT IMPEDANCE OHMS		
		MIN.	NOM.	MAX.
1.3V	50uA MAX.	2800	4400	6800

Revision	C.O. #	Implementation Date	RELEASE LEVEL	REVISION
			Released	A
A	MI0100923	12-2-05		

**KNOWLES ELECTRONICS**  
ITASCA, ILLINOIS U.S.A.

SCALE:	2:1		DR. BY	DATE
	DO NOT SCALE DRAWING		DMS	12-2-05
TITLE:	MICROPHONE	NR-23158-000	CK. BY	DATE
	OUTLINE DRAWING	SHT 2.1	GJP	12-5-05
			APP. BY	DATE
			GJP	12-5-05