

ARTESYN LPS170 SERIES

175 Watts



Advanced Energy's Artesyn LPS170 series AC-DC power supplies are available with a nominal main output of 5 V, 12 V, 15 V or 24 V, adjustable over a wide 2:1 ratio. Auxiliary 12 V and 5 V standby outputs are also provided. Main output remote sense and single-wire current sharing are supported as standard. LPS170 power supplies provide 110 Watts of output power with free air convection cooling, which can be boosted to 175 Watts with 30 CFM of forced air. All models have an 8.5 x 4.25 x 1.5 inch form factor and are ideal for 1U (1.75-inch) rack installations and other low-profile applications such as telecommunications, networking hubs and routers, test and measurement equipment, single-board computers and gigabit Ethernet devices.

SPECIAL FEATURES

- Active power factor correction
- IEC EN61000-3-2 compliance
- Wide range adjustable output:
Remote sense on main output
- Single wire current sharing
- Power fail and remote inhibit
- Built-in EMI filter
- Low output ripple
- Overvoltage protection
- Overload protection
- Thermal overload protection
- DC power good
- 5 V standby output
- 12 V Aux output
- Optional cover (-C suffix)
- RoHS compliant

SAFETY

- VDE EN60950 (IEC60950)
- UL UL60950/62368
- CB Certificate and report
- CSA CSA 22.2-234 Level 3
- CE Mark (LVD)
- NEMKO EN 60950/EMKO-TUE
- UKCA Mark

AT A GLANCE

Total Power

100 to 175 Watts

Input Voltage

85 to 264 VAC
120 to 300 VDC

of Outputs

Single



ELECTRICAL SPECIFICATIONS

Input	
Input range	85 to 264 VAC; 120 to 300 VDC
Frequency	47 to 63 Hz
Inrush current	38 A max, cold start @ 25°C
Efficiency	75% typical at full load
EMI filter	FCC Class B conducted CISPR 22 Class B conducted EN55022 Class B conducted VDE 0878 PT3 Class B conducted
Power Factor	0.99 typical
Safety ground Leakage current	1.0 mA @ 50/60 Hz, 264 VAC input
Output	
Maximum power	110 W convection (75 W with cover) 175 W with 30 CFM forced air (130 W with cover)
Adjustment range	2:1 wide ratio minimum
Standby outputs	5 V @ 2 A regulated ±5%
Hold-up time	20 ms @175 W load at nominal line
Overload protection	Short circuit protection on all outputs. Case overload protected @ 110 to 145% above peak rating
Overvoltage protection	10% to 40% above nominal output
Aux output	12 V @ 1 A to 5 %, +10%

LOGIC CONTROL

Power failure	TTL logic signal goes high 100 to 500 msec after V1 output; It goes low at least 4 msec before loss of regulation
Remote inhibit	Requires contact closure to inhibit outputs
Remote sense	Compensates for 0.5 V lead drop min. Will operate without remote sense connected. Reverse connection protected.
DC POWER GOOD	TTL logic signal goes high after main output is in regulation. It goes low when there is a loss of regulation

ENVIRONMENTAL SPECIFICATIONS

Operating temperature	0°C to 50°C ambient; derate each output at 2.5% per degree from 50°C to 70°C
Low temperature start	-20°C
Temperature coefficient	±0.4% per °C
Storage temperature	-40°C to 85°C
Electromagnetic susceptibility	Designed to meet IEC EN61000-4, -2, -3, -4, -5, -6, -8, -11 Level 3
Humidity	Operating; non-condensing 5% to 95%
Vibration	Three orthogonal axes, sweep at 1 oct/min, 5 min. dwell at four major resonances 0.75G peak 5Hz to 500Hz, operational
MTBF demonstrated	>550,000 hours at full load and 25°C ambient conditions

ORDERING INFORMATION

Model Number	Output Voltage	Minimum Load	Maximum Load with Convection Cooling	Maximum Load with 30CFM Forced Air	Peak Load ¹	Regulation ²	Ripple P/P(PARD) ³
LPS172	5 V (2.5 to 6 V)	0 A	22 A	35 A	38 A	±2%	50 mV
LPS173	12 V (6 to 12 V)	0 A	9.1 A	15 A	16.5 A	±2%	120 mV
LPS174	15 V (12 to 24 V)	0 A	7.3 A	12 A	13.2 A	±2%	<1%
LPS175	24 V (24 to 54 V)	0 A	4.5 A	7.5 A	8.2 A	±2%	<1%

¹ Peak current lasting <30 seconds with a maximum 10% duty cycle.

² At 25°C including initial tolerance, line voltage, load currents and output voltages adjusted to factory settings.

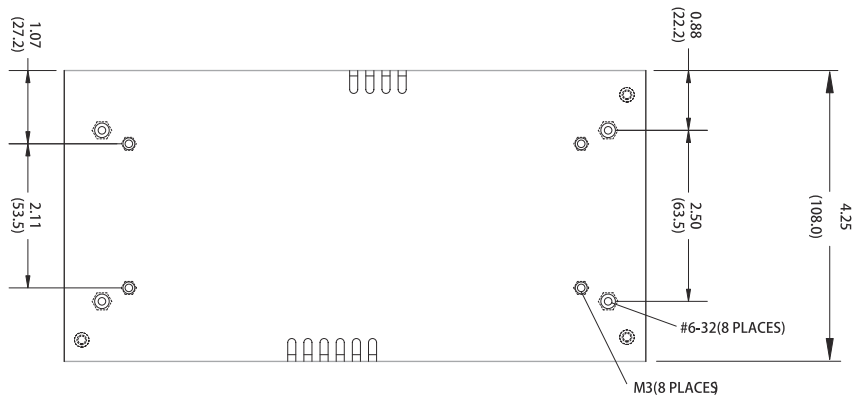
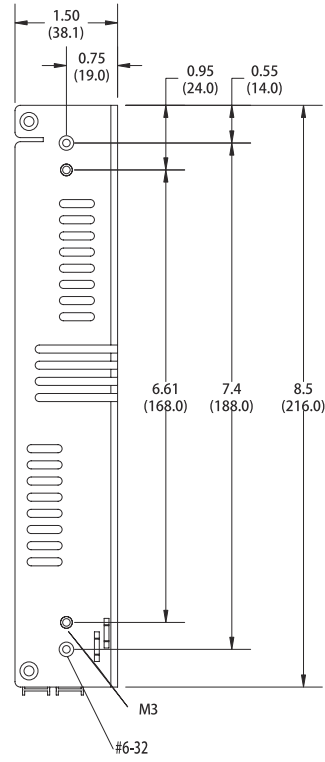
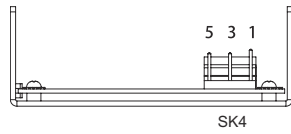
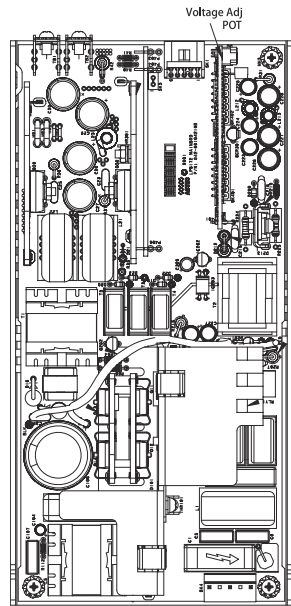
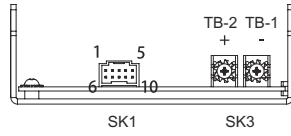
³ Peak-to-peak with 20 MHz bandwidth and 10 µF in parallel with a 0.1 µF capacitor at rated line voltage and load ranges.

⁴ Remote inhibit resets OVP latch.

⁵ This product is a Component Power Supply and is only for inclusion by professional installers within other equipment and must not be operated as a standalone product. EMC compliance to appropriate standards must be verified at the system level. This product is for sale to OEMs and System Integrators, including through Distribution Channels. It is not intended for sale to End Users.

Note: -C suffix added to the model number indicates cover option.

MECHANICAL DRAWING



PIN ASSIGNMENTS

Connector	LPS17x	
SK1	PIN 1	+12 V
	PIN 2	5 V STANDBY
	PIN 3	COMMON
	PIN 4	V1 SWP
	PIN 5	COMMON
	PIN 6	+V1 SENSE
	PIN 7	SENSE COMMON
	PIN 8	REMOTE INHIBIT
	PIN 9	DC POWER GOOD
	PIN 10	POK
SK3	TB-1	COMMON
	TB-2	MAIN OUTPUT
SK4	PIN 1	GROUND
	PIN 3	LINE
	Pin 5	NEUTRAL

MATING CONNECTORS

AC Input (SK4)	Molex 09-50-8051 (USA) Molex 09-91-0500 (UK) PINS: 08-58-0111
DC Outputs (SK3)	Molex 19141-0058
Control Signals (SK1)	Molex 90142-0010 (USA) PINS: 90119-2110 or Amp: 87977-3 PINS: 87309-8
Artesyn Embedded Power Connector Kit #70-841-016, includes all of the above	

1 Specifications subject to change without notice.

2 All dimensions in inches (mm), tolerance is $\pm 0.02"$ (± 0.5 mm)

3 Mounting holes M1 and M2 should be grounded for EMI purposes.

4 Mounting hole M1 is safety ground connection.

5 Specifications are for convection rating at factory settings at 115 Vac input, 25°C unless otherwise stated.

6 Warranty: 2 years

7 Weight: 1.8 lbs/0.85 kg



For international contact information,
visit advancedenergy.com.

powersales@aei.com (Sales Support)
productsupport.ep@aei.com (Technical Support)
+1 888 412 7832

ABOUT ADVANCED ENERGY

Advanced Energy (AE) has devoted more than three decades to perfecting power for its global customers. AE designs and manufactures highly engineered, precision power conversion, measurement and control solutions for mission-critical applications and processes.

Our products enable customer innovation in complex applications for a wide range of industries including semiconductor equipment, industrial, manufacturing, telecommunications, data center computing, and medical. With deep applications know-how and responsive service and support across the globe, we build collaborative partnerships to meet rapid technological developments, propel growth for our customers, and innovate the future of power.

PRECISION | POWER | PERFORMANCE

Specifications are subject to change without notice. Not responsible for errors or omissions. ©2022 Advanced Energy Industries, Inc. All rights reserved. Advanced Energy®, AE® and Artesyn™ are U.S. trademarks of Advanced Energy Industries, Inc.