

Surge protection base element - PT 4+F-BE - 2839415

Please be informed that the data shown in this PDF Document is generated from our Online Catalog. Please find the complete data in the user's documentation. Our General Terms of Use for Downloads are valid (<http://phoenixcontact.com/download>)



Base element for protective plug PT with protective circuit for a 4-wire floating signal circuit, gas-filled surge arrester between the connections 3-4 (GND) and 9-10, for mounting on NS 35/7.5 and NS35/15, housing width: 17.5 mm

The illustration shows version PT 4-BE

Product Features

- ✓ Plugs can be checked with CHECKMASTER
- ✓ Maximum ease of maintenance thanks to the two-piece design
- ✓ Base element remains an integral part of the installation
- ✓ Consistent plug-in signal circuit protection
- ✓ Impedance-neutral disconnection of plug for test and maintenance purposes



Key commercial data

Packing unit	1 pc
Weight per Piece (excluding packing)	56.37 GRM
Custom tariff number	85363010
Country of origin	Germany

Technical data

Dimensions

Height	90 mm
Width	17.7 mm
Depth	65.5 mm
Horizontal pitch	1 Div.
Complete module height	90 mm
Complete module width	17.7 mm
Complete module depth	65.5 mm

Ambient conditions

Surge protection base element - PT 4+F-BE - 2839415

Technical data

Ambient conditions

Ambient temperature (operation)	-40 °C ... 85 °C
Degree of protection	IP20

General

Inflammability class according to UL 94	V0
Color	black
Mounting type	DIN rail: 35 mm
Type	DIN rail module, two-section, divisible
Direction of action	Signal Ground/Shield-Earth Ground

Protective circuit

Output voltage limitation at 1 kV/ μ s (Core-Earth) spike	≤ 600 V
Surge protection fault message	None

Connection data

Connection method	Screw connection
Connection type IN	Screw terminal blocks
Connection type OUT	Screw terminal blocks
Screw thread	M3
Tightening torque	0.5 Nm
Stripping length	8 mm
Conductor cross section stranded min.	0.2 mm ²
Conductor cross section stranded max.	2.5 mm ²
Conductor cross section solid min.	0.2 mm ²
Conductor cross section solid max.	4 mm ²
Conductor cross section AWG/kcmil min.	24
Conductor cross section AWG/kcmil max	12

Classifications

eCl@ss

eCl@ss 4.0	27140201
eCl@ss 4.1	27130801
eCl@ss 5.0	27130801
eCl@ss 5.1	27130801
eCl@ss 6.0	27130803
eCl@ss 7.0	27130803
eCl@ss 8.0	27130803

Surge protection base element - PT 4+F-BE - 2839415

Classifications

ETIM

ETIM 2.0	EC000472
ETIM 3.0	EC000472
ETIM 4.0	EC000472
ETIM 5.0	EC000472

UNSPSC

UNSPSC 6.01	30212010
UNSPSC 7.0901	39121610
UNSPSC 11	39121610
UNSPSC 12.01	39121610
UNSPSC 13.2	39121620

Approvals

Approvals

Approvals


UL Listed / GOST / GL


Ex Approvals

UL Listed / cUL Listed / ATEX / cULus Listed

Approvals submitted

Approval details

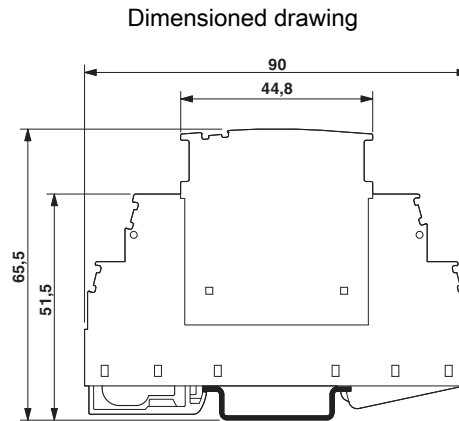
UL Listed 

GOST 
--

GL

Surge protection base element - PT 4+F-BE - 2839415

Drawings



The figure shows the complete module consisting of a base element and connector