

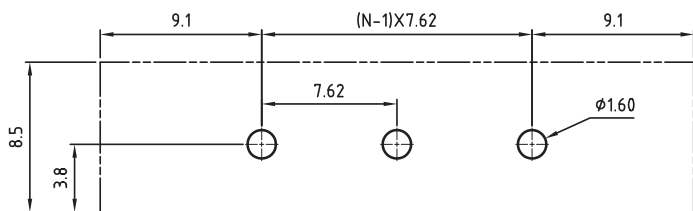
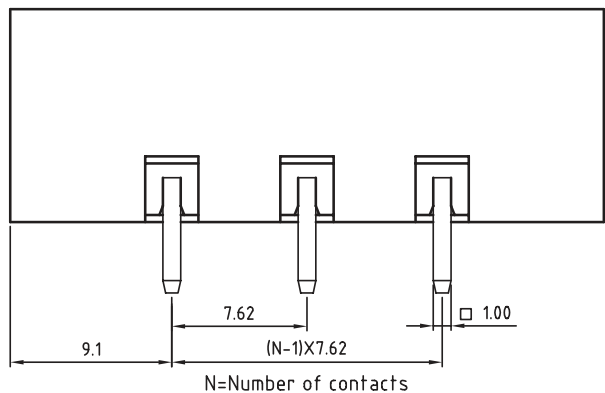
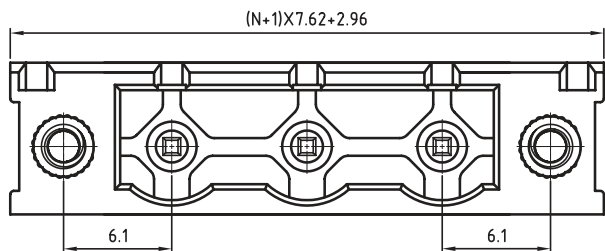
1

2

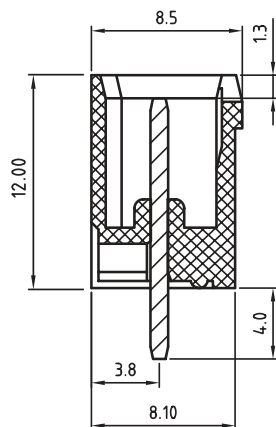
3

4

5



PCB LAYOUT - COMPONENT VIEW



TECHNICAL CHARACTERISTICS

MATERIAL  
 INSULATOR: PBT  
 FLAMABILITY RATING: UL94-V0  
 COLOR: GREEN  
 CONTACT: BRASS  
 SOLDER TAIL PLATING: TIN  
 FLANGES SCREW NUT: BRASS M2.5

ENVIRONMENTAL  
 OPERATING TEMPERATURE: -40 UP TO 105°C  
 COMPLIANCE: LEAD FREE AND ROHS

ELECTRICAL  
 CURRENT RATING: 20 A  
 WORKING VOLTAGE: 300 VAC  
 WITHSTANDING VOLTAGE: 1.6 KV  
 CONTACT RESISTANCE: 20 mOhm max

STANDARD  
 cULus CERTIFIED E315414

MECHANICAL  
 PITCH: 7.62 MM

SOLDERING  
 JEDEC LEAD FREE WAVE PROCESS ONLY

PACKAGING  
 BOX

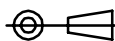
A

B

C

RoHS Compliant

PROJECTION:



GENERAL TOLERANCE

.X = +/- 0.2

.XX = +/- 0.15



APPROVAL: RJ

UNIT: MM

SCALE:

SHEET: 1/1

DRAW: MARVIN

DESCRIPTION: SERIE 3184 - 7.62MM CLOSE VERTICAL PCB HEADER WITH FLANGES WR-TBL

WERI PART NO: 691 318 400 0xx

SIZE

A4

D

G			
F			
E			
D			
C	09-MAR-10	SERIE 3184	JP
B	14-OCT-09	STANDARD	JP
A	12-NOV-08	PDF	JP
REV	DATE	FILE	BY