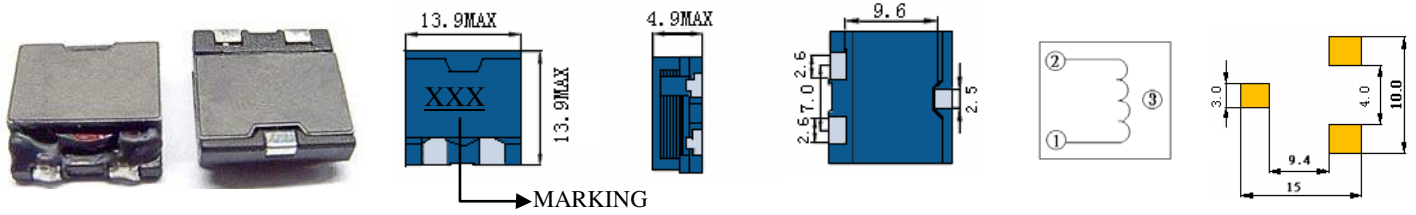


# SCEP134S

## SMD POWER INDUCTORS



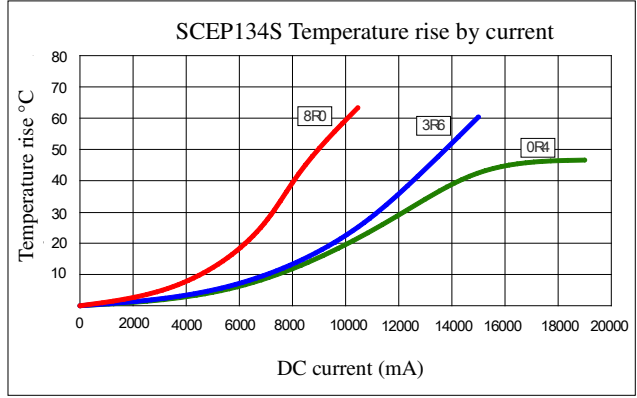
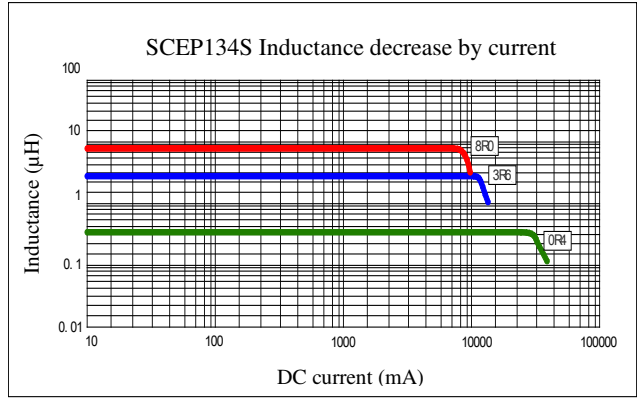
• Features

- 1 Excellent Power Density
- 2 Engineered to Provide High Efficiency



## ELECTRICAL CHARACTERISTICS

| Part NumSer  | Inductance (uH) (1) | Test Frequency | DC Resistance ( $\Omega$ MAX) (2) | Saturation Current (3) (A) | Temperature Current (4) (A) |
|--------------|---------------------|----------------|-----------------------------------|----------------------------|-----------------------------|
| SCEP134S-R40 | 0.4                 | 100KHZ         | 2.5m                              | 32.0                       | 19.0                        |
| SCEP134S-R90 | 0.9                 | 100KHZ         | 3.2m                              | 21.6                       | 17.0                        |
| SCEP134S-1R6 | 1.6                 | 100KHZ         | 4.0m                              | 16.0                       | 16.0                        |
| SCEP134S-2R5 | 2.5                 | 100KHZ         | 6.6m                              | 12.8                       | 12.5                        |
| SCEP134S-3R6 | 3.6                 | 100KHZ         | 10.8m                             | 10.9                       | 10.8                        |
| SCEP134S-4R8 | 4.8                 | 100KHZ         | 12.0m                             | 9.3                        | 9.8                         |
| SCEP134S-6R4 | 6.4                 | 100KHZ         | 16.3m                             | 8.0                        | 8.5                         |
| SCEP134S-8R0 | 8.0                 | 100KHZ         | 18.4m                             | 7.2                        | 7.0                         |
|              |                     |                |                                   |                            |                             |
|              |                     |                |                                   |                            |                             |
|              |                     |                |                                   |                            |                             |
|              |                     |                |                                   |                            |                             |
|              |                     |                |                                   |                            |                             |
|              |                     |                |                                   |                            |                             |
|              |                     |                |                                   |                            |                             |
|              |                     |                |                                   |                            |                             |
|              |                     |                |                                   |                            |                             |
|              |                     |                |                                   |                            |                             |
|              |                     |                |                                   |                            |                             |
|              |                     |                |                                   |                            |                             |
|              |                     |                |                                   |                            |                             |
|              |                     |                |                                   |                            |                             |
|              |                     |                |                                   |                            |                             |
|              |                     |                |                                   |                            |                             |
|              |                     |                |                                   |                            |                             |
|              |                     |                |                                   |                            |                             |
|              |                     |                |                                   |                            |                             |
|              |                     |                |                                   |                            |                             |



- (1). Inductance tolerance for 0.4uH:  $\pm 30\%$ , for 0.9uH-8.0uH:  $\pm 20\%$ . Tested at 0.25V, 0ADC and 25°C
- (2). DCR measured at 25°C.
- (3). The DC current at which the inductance decreases by 25% from its initial value.
- (4). The DC current that results in a 40°C temperature rise from 25°C ambient.

[Click here for QUANTITY PER REEL & PACKING INFORMATION](#)

Custom versions available upon request.

© 2019 Signal Transformer –Specification subject to change without notice. 12.19



128 Atlantic Avenue, Lynbrook, NY 11563  
 Toll Free 866-239-5777 • Tel 516-239-5777 • Fax 516-239-7208  
[Sales@signaltransformer.com](mailto:Sales@signaltransformer.com) • [techhelp@signaltransformer.com](mailto:techhelp@signaltransformer.com)