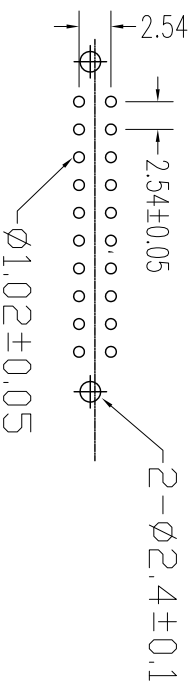
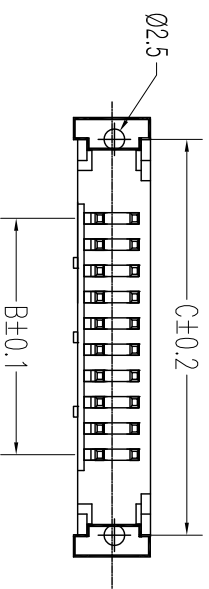
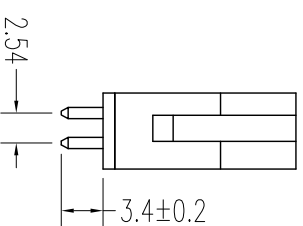
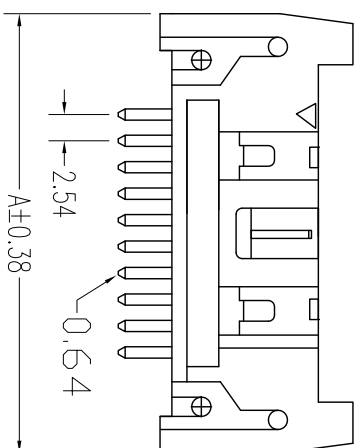
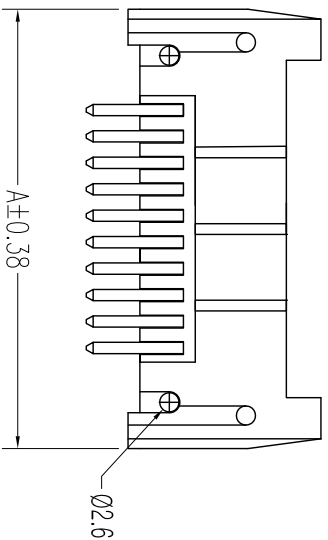
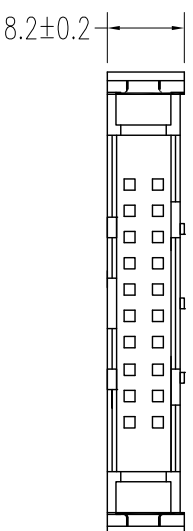


**RoHS**



NUMBER OF POSITIONS	DIMENSION		
	A	B	C
10	32.00	10.16	27.94
14	34.54	12.70	33.02
16	39.62	17.78	35.56
20	44.60	22.86	39.70
24	49.78	27.94	45.72
26	52.32	30.48	48.26
30	57.40	35.56	53.34
34	62.48	40.64	58.42
40	70.10	48.26	66.04
50	82.80	60.96	78.74
60	95.50	73.66	91.44
64	100.58	78.74	96.72

Current Rating : 1A AC,DC  
 Contact Resistance: 20MΩ Max.  
 Dielectric Withstanding: AC 500V  
 Insulator Resistance: 1000MΩ Min.  
 Operating Temp.: -40°C~+105°C

**NOTES:**

Insulator Material: PBT, UL 94V-0  
 Contact Plating: Flash Gold  
 Contact Material: Brass

REV.	DESCRIPTION	DATE
A	RELEASE	2012.11.12

UNLESS TOLERANCE		DRAW BY	<h1>Cnc Tech,LLC</h1> <p>Part No. 3010-XX-001-11-00</p>	
GENERAL	ANGLE	DESIGN BY		
X. ± 0.30	X.° ± 3.0°	CHECK BY		
.X ± 0.20	.X° ± 2.0°	APPROVE BY		
.XX ± 0.15	.XX° ± 1.0°	SCALE	SHEET	UNIT
.XXX ± 0.08	.XXX ± 0.5°	1:1	1/1	MM
		SCALE	SHEET	UNIT
		1:1	1/1	MM
		DRAW NO:	REV: A	