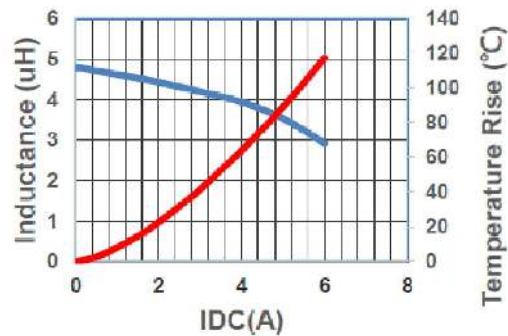
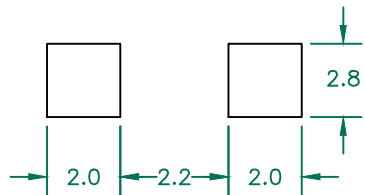


# MGV05024R7M-12

## PHYSICAL DIMENSIONS:

A	5.50	±	0.50
B	5.10	±	0.30
C	2.00	±	0.40
D	2.50	±	0.30
E	1.10	±	0.30

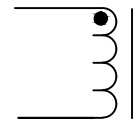
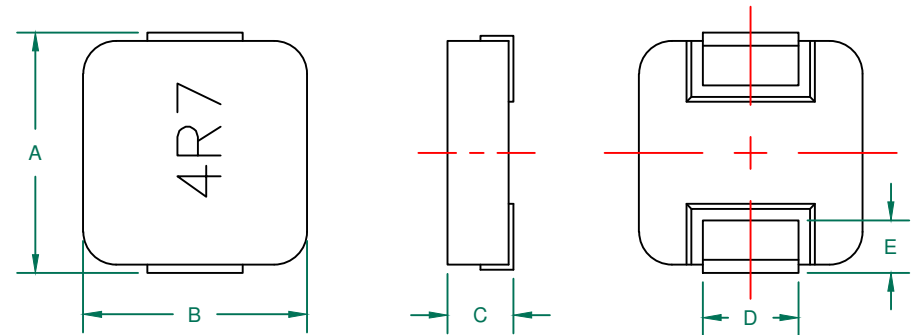
## LAND PATTERNS FOR REFLOW SOLDERING



## ELECTRICAL SPECIFICATION @ 25°C

	Min	Nom	Max
INDUCTANCE (uH) L @ 100 KHz/0.25V ± 20%	3.76	4.70	5.64
DCR (Ω)			0.1166

Saturation Current <sup>3</sup> Isat (A)	5.00
Temperature Rise Current Irms <sup>4</sup> (A)	2.80



RoHS

NOTES: UNLESS OTHERWISE SPECIFIED

- COMPONENTS SHOULD BE ADEQUATELY PREHEATED BEFORE SOLDERING.
- OPERATION TEMPERATURE RANGE:  
-55°C~+125°C (INCLUDING SELF-HEATING) .
- SATURATION CURRENT Isat IS DEFINED AS MAXIMUM AMOUNT OF CURRENT BY WHICH INDUCTANCE WILL DROP BY APPROXIMATELY VALUE OF 30% OF INITIAL INDUCTANCE (Ta=25±5°C).
- DEFINITION OF TEMPERATURE RISE CURRENT (IRMS):  
DC CURRENT THAT CAUSES THE TEMPERATURE RISE (ΔT APPROXIMATELY 40°C) FROM 25°C AMBIENT.

DIMENSIONS ARE IN mm.				This print is the property of Laird Tech. and is loaned in confidence subject to return upon request and with the understanding that no copies shall be made without the written consent of Laird Tech. All rights to design or invention are reserved.			
PROJECT/PART NUMBER: MGV05024R7M-12				REV A	PART TYPE: POWER INDUCTOR	DRAWN BY: Jonson	
DATE: 08/17/18				SCALE: NTS		SHEET: 1 of 1	
A	ORIGINAL DRAFT	08/17/18	QIU				
REV	DESCRIPTION	DATE	INT	MGV05024R7M-12-A			