




TE Internal #: 2023246-2
 SATA, Receptacle, Cable-to-Board, 22 Position, 7P + 15P, Standard Profile, Right Angle, Surface Mount, 1 Row, 2 Port, Top, .05 in [1.27 mm] Centerline

[View on TE.com >](#)

Connectors > Audio & Video Connectors > SATA & Micro SATA



SATA Connector Type: **SATA**
 Connector & Housing Type: **Receptacle**
 Connector System: **Cable-to-Board**
 Number of Positions: **22**
 Contact Configuration: **7P + 15P**

Features

Product Type Features

SATA Connector Type	SATA
Connector & Housing Type	Receptacle
Connector System	Cable-to-Board
Connector & Contact Terminates To	Printed Circuit Board

Configuration Features

Number of Positions	22
PCB Mount Orientation	Right Angle
Number of Rows	1
Number of Ports	2

Body Features

Connector Profile	Standard
-------------------	----------

Contact Features

Contact Mating Area Plating Material Thickness	.3 μm[12 μin]
Contact Mating Area Plating Material	Gold



PCB Contact Termination Area Plating Material	Tin
Contact Base Material	Copper Alloy
Contact Configuration	7P + 15P
Contact Current Rating (Max)	1.5 A

Termination Features

Termination Post & Tail Length	1.3 mm[.05 in]
Termination Method to Printed Circuit Board	Surface Mount

Mechanical Attachment

PCB Mount Retention Feature Length	1.9 mm[.075 in]
Mating Alignment Type	Polarization
PCB Mount Retention	With
PCB Mount Retention Type	Solder Peg
PCB Mount Location	Top
Connector Mounting Type	Board Mount

Housing Features

Housing Material	Thermoplastic
Housing Color	Black
Centerline (Pitch)	1.27 mm[.05 in]

Dimensions

PCB Thickness (Recommended)	1.2 mm[.048 in]
Profile Height from PCB	5.2 mm[.205 in]

Usage Conditions

Operating Temperature Range	-40 – 85 °C[-40 – 185 °F]
-----------------------------	---------------------------

Operation/Application

Circuit Application	Power & Signal
---------------------	----------------

Industry Standards

UL Flammability Rating	UL 94V-0
------------------------	----------

Packaging Features

Packaging Quantity	30
Packaging Method	Box & Tray, Tray

Product Compliance



[For compliance documentation, visit the product page on TE.com>](#)

EU RoHS Directive 2011/65/EU	Compliant
EU ELV Directive 2000/53/EC	Compliant
China RoHS 2 Directive MIIT Order No 32, 2016	No Restricted Materials Above Threshold
EU REACH Regulation (EC) No. 1907/2006	Current ECHA Candidate List: JUNE 2023 (235) Candidate List Declared Against: JAN 2023 (233) Does not contain REACH SVHC
Halogen Content	Low Halogen - Br, Cl, F, I < 900 ppm per homogenous material. Also BFR/CFR/PVC Free
Solder Process Capability	Reflow solder capable to 260°C

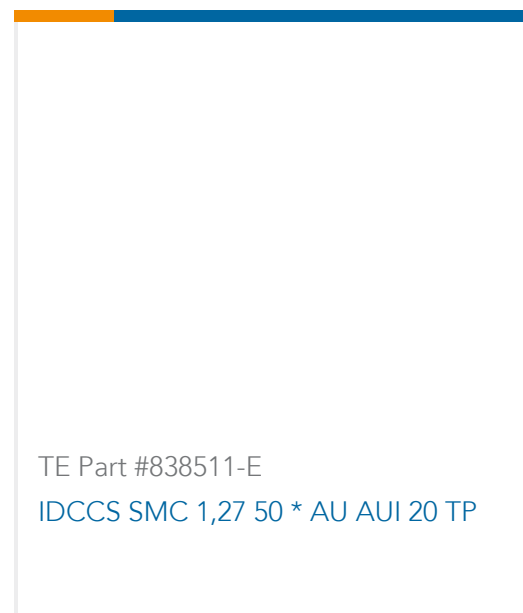
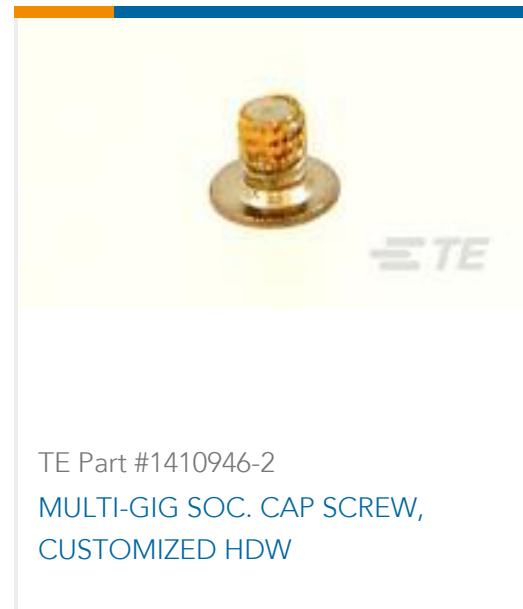

Product Compliance Disclaimer

This information is provided based on reasonable inquiry of our suppliers and represents our current actual knowledge based on the information they provided. This information is subject to change. The part numbers that TE has identified as EU RoHS compliant have a maximum concentration of 0.1% by weight in homogenous materials for lead, hexavalent chromium, mercury, PBB, PBDE, DBP, BBP, DEHP, DIBP, and 0.01% for cadmium, or qualify for an exemption to these limits as defined in the Annexes of Directive 2011/65/EU (RoHS2). Finished electrical and electronic equipment products will be CE marked as required by Directive 2011/65/EU. Components may not be CE marked. Additionally, the part numbers that TE has identified as EU ELV compliant have a maximum concentration of 0.1% by weight in homogenous materials for lead, hexavalent chromium, and mercury, and 0.01% for cadmium, or qualify for an exemption to these limits as defined in the Annexes of Directive 2000/53/EC (ELV). Regarding the REACH Regulation, the information TE provides on SVHC in articles for this part number is based on the latest European Chemicals Agency (ECHA) 'Guidance on requirements for substances in articles' posted at this URL: <https://echa.europa.eu/guidance-documents/guidance-on-reach>

Compatible Parts



Customers Also Bought



Documents

Product Drawings

[ASS'Y SATA REC. R/A SMT TYPE 3.45H](#)

English

CAD Files

[3D PDF](#)

3D

Customer View Model

[ENG_CVM_CVM_2023246-2_A.2d_dxf.zip](#)

English

Customer View Model

[ENG_CVM_CVM_2023246-2_A.3d_igs.zip](#)

English

Customer View Model

[ENG_CVM_CVM_2023246-2_A.3d_stp.zip](#)

English

By downloading the CAD file I accept and agree to the [Terms and Conditions](#) of use.

Product Specifications



Product Specification

English

Product Environmental Compliance

Product Compliance

English

Product Compliance

English