LOOSE PIECE		SPECIFICATIONS						
MATERIAL NUMBER	ENGINEERING NUMBER	STUD SIZE	"S" ±.005 [0.13]	"W" ±.013 [0.33]	"C" MIN.	"E" MAX.	"L" MAX.	DIAGRAM
190710272	G-674-12X	12	.515 [13.08]	.880 [22.35]	.693 [17.60]	1.803 [45.80]	2.234 [56.74]	B
190710273	G-674-14X	14	.265 [6.73]					
190710279	G-675-10X	10	.198 [5.03]	.630 [16.00]	.693 [17.60]	1.803 [45.80]	2.110 [53.59]	A
190710281	G-675-14X	14	.265 [6.73]					
190710283	G-675-38X	38	.390 [9.91]					
190710285	G-675-56X	56	.328 [8.33]					
190710289	G-676-12X	12	.515 [13.08]	.880 [22.35]	.990 [25.15]	2.090 [53.09]	2.527 [64.19]	B

DIAGRAM A (TOP VIEW ONLY)

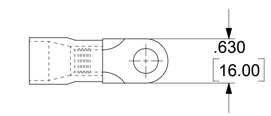

DIAGRAM B (TOP VIEW ONLY)

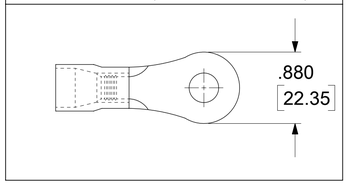

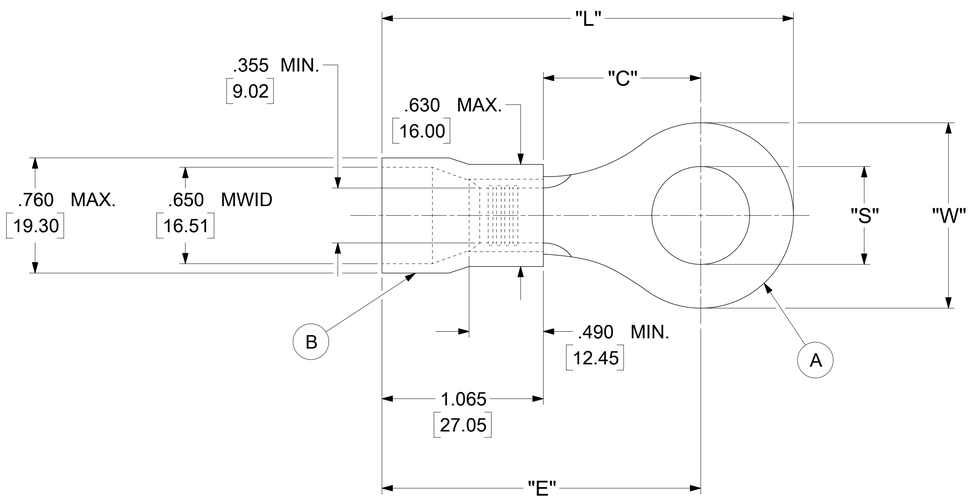

NOTES:

1. MATERIAL:
   (A). TERMINAL: COPPER (STOCK TKN .075[1.90])
   PLATING: ELECTRO-TIN (.0003 MIN.)
   (B). INSULATION: MOLDED PVC (RED)
2. MWID: MAXIMUM WIRE INSULATION DIAMETER
3. WIRE SIZE: 2 AWG
   35 MM²
4. "UL" LISTING #E32244
   "CSA" LISTING #18689
5. ALL DIMENSIONS IN INCHES/[MM].
6. PARTS ARE ROHS COMPLIANT.
7. DIMS. SHOWN ARE FOR REFERENCE ONLY.

DOCUMENT STATUS	P1	RELEASE DATE	2019/08/06 14:51:03

SYMBOLS: E = 0; E = 0; F = 0; S = 0; ▼ = 0; E = 0; ☒ = 0; ■ = 0; ▽ = 0

THIS DRAWING CONTAINS INFORMATION THAT IS PROPRIETARY TO MOLEX ELECTRONIC TECHNOLOGIES, LLC AND SHOULD NOT BE USED WITHOUT WRITTEN PERMISSION

DIMENSION UNITS: INCH/MM
SCALE: NTS

GENERAL TOLERANCES (UNLESS SPECIFIED)

	MM	INCH
4 PLACES	± ---	± ---
3 PLACES	± ---	± .005
2 PLACES	± 0.13	± .01
1 PLACE	± 0.25	± ---
0 PLACES	± ---	± ---
ANGULAR TOL	± 0.5°	

DRAFT WHERE APPLICABLE MUST REMAIN WITHIN DIMENSIONS

CURRENT REV DESC: MIGRATION TO ECTR/NX

EC NO: 620820
DRWN: ABENJAMINLW 2019/07/10
CHK'D: GROJAS01 2019/07/17
APPR: JMACNEIL 2019/08/06

INITIAL REVISION:
DRWN: JTK 1970/01/21
APPR: JMACNEIL 2019/08/06

THIRD ANGLE PROJECTION | DRAWING: D-SIZE | SERIES: 19071

molex

RING TONGUE TERMINAL
INSULKRIMP

PRODUCT CUSTOMER DRAWING

DOCUMENT NUMBER	DOC TYPE	DOC PART	REVISION
190710272	PSD	000	A

MATERIAL NUMBER	CUSTOMER	SHEET NUMBER
SEE TABLE	GENERAL MARKET	1 OF 1