

# High Frequency Wire Wound Transformers

ER Platforms - ER9.5, ER11 and ER14.5



- Ⓢ Transformers and Inductors
- Ⓢ Power: 1W to 9W
- Ⓢ Three Different SMT Platforms
- Ⓢ Custom designs available

## Electrical Specifications @ 25°C - Operating Temperature -40°C to +125°C

Part <sup>3,4</sup> Number	Application <sup>2</sup>	Turns Ratio			Primary Secondary Isolation	Primary Inductance (μH MIN)	Leakage Inductance (μH MAX)	DCR (mΩ MAX)			
		Pri.	Sec.	Pri. Aux.				Pri.	Pri. Aux.	Sec. A	Sec. B
<b>ER9.5 - 8 PIN SMT - (12.1mm x 10.7mm x 6.6mm MAX)</b>											
<b>PB2090NL</b>	2.4W Flyback Transformer Vin=36-72v, Freq.=200kHz Vout=12v/0.2A, 12v/50mA	1	0.33	0.330	1500Vdc Operational	132 @ 0.41A	5	700	820	185	N/A
<b>PB2109NL</b>	1.25W Flyback Transformer Vin=18-36v, Freq.=200kHz Vout=5v/0.25A, 12v/50mA	1	0.714	0.287	1500Vdc Operational	62 @ 0.52A	3	350	650	50	N/A
<b>PB2110NL</b>	2.4W Flyback Transformer Vin=18-36v, Freq.=200kHz Vout=12v/0.2A, 12v/50mA	1	0.68	0.680	1500Vdc Operational	32 @ 0.8A	2	180	820	185	N/A
<b>PB2135NL</b>	.5W Flyback Transformer Vin=20-30v, Freq.=200kHz Vout=±5v/50mA	1	0.42	N/A	1000Vdc Operational	814 @ 0.8A	11	5772	N/A	364	364
<b>PA0663N</b>	2.6W Flyback Transformer Vin=4.5-5.5v, Freq.=200kHz Vout=±5v/0.5A, 6v/20mA	1	1.11 (5v) 1.33(6v)	N/A	2500Vdc Operational	4.6	0.15	100	N/A	97	73
<b>ER11 - 10 PIN SMT - (12.7mm x 11.4mm x 6.6mm MAX)</b>											
<b>PA1032NL</b>	5W Flyback Transformer Vin=30-57v, Freq.=250kHz Vout=3.3v/1.5A, 10v/15mA	1	0.166	0.500	1500Vdc Operational	46.6	1.65	380	250	15	N/A
<b>PB2162NL</b>	6W Flyback Transformer Vin=18-36v, Freq.=200kHz Vout=±12v/0.25A, 12v/20mA	1	0.393	0.393	500Vdc Operational		2.5	490	1100	298	298
<b>ER14.5 - 10 PIN SMT - (16.5mm x 15.5mm x 7.6mm MAX)</b>											
<b>PA1006NL</b>	5W Flyback Transformer Vin=30-57v, Freq.=250kHz Vout=3.3v/1.5A, 10v/15mA	1	0.154	0.462	1500Vdc Operational	152	5	670	750	21	N/A
<b>PA1026NL</b>	5W Flyback Transformer Vin=30-57v, Freq.=250kHz Vout=3.3v/1.5A, 10v/15mA	1	0.115	0.500	1500Vdc Operational	152	5	670	830	10	N/A
<b>PA1085NL</b>	5W Flyback Transformer Vin=30-57v, Freq.=250kHz Vout=3.3v/1.5A, 10v/15mA	1	0.115	0.269	1500Vdc Operational	152	5	670	450	10	N/A

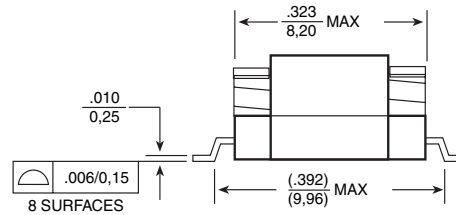
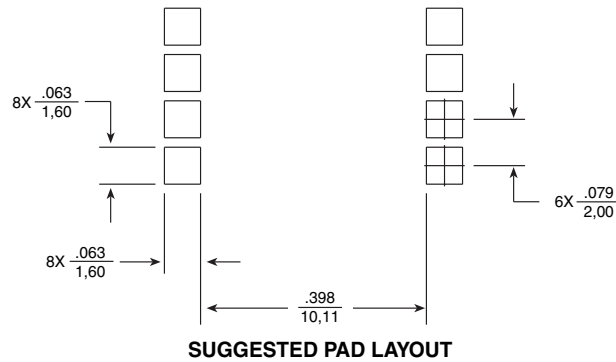
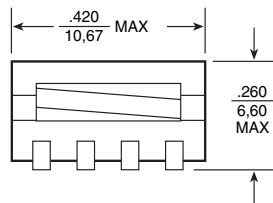
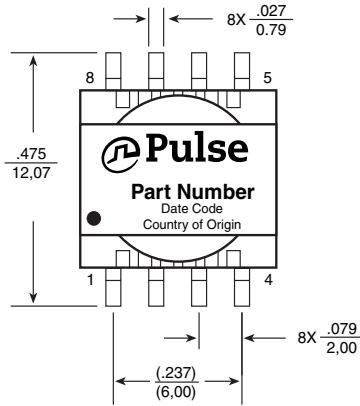
# High Frequency Wire Wound Transformers

ER Platforms - ER9.5, ER11 and ER14.5

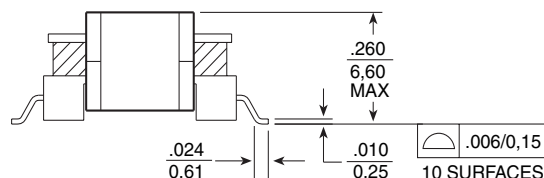
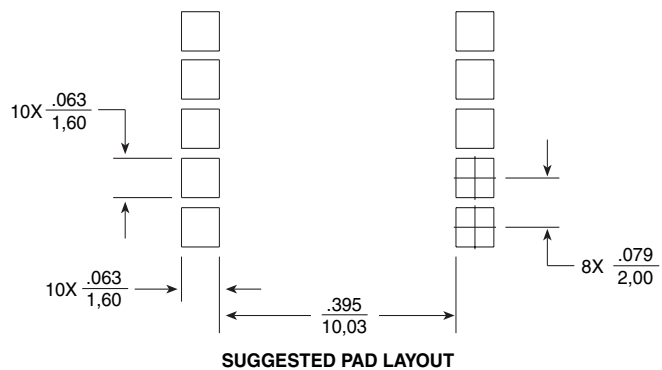
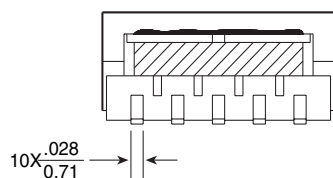
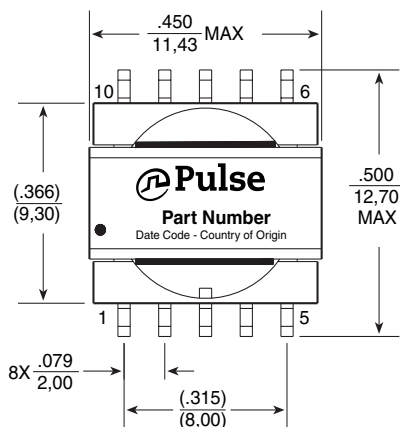
- Notes:**
1. The temperature of the component (ambient plus temperature rise) must be within the stated operating temperature range.
  2. The above transformers and inductors have been tested and approved by Pulse's power IC partners and are sited in the appropriate datasheet or evaluation board documentation at these companies. To determine which IC and IC partners are matched with the above Pulse part numbers please consult the IC Cross Reference on the Pulse website.
  3. Add "T" suffix to the part number for Tape & Reel version (i.e. PA1032NLT).
  4. The "NL" suffix indicates an RoHS-compliant part number. Non-NL suffixed parts are not necessarily RoHS compliant, but are electrically and mechanically equivalent to NL versions. If a part number does not have the "NL" suffix, but an RoHS compliant version is required, please contact Pulse availability.

## Mechanicals

### ER9.5



### ER11

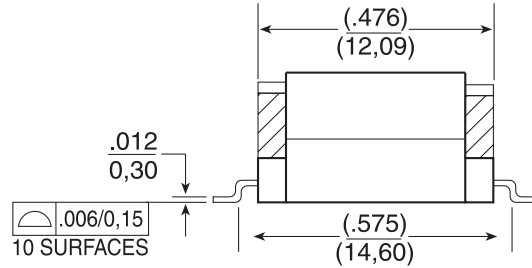
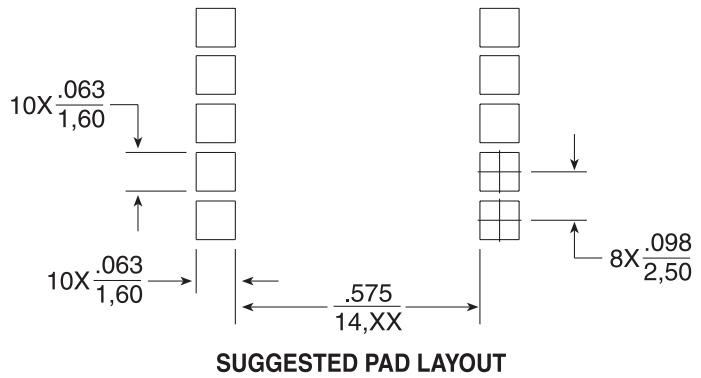
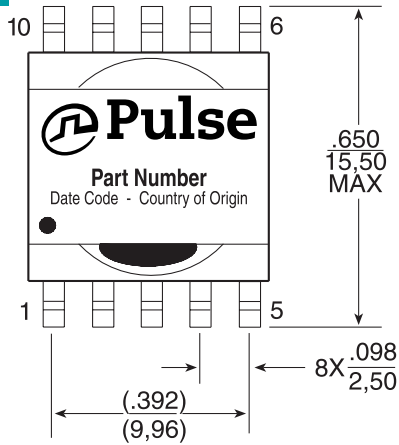


# High Frequency Wire Wound Transformers

ER Platforms - ER9.5, ER11 and ER14.5

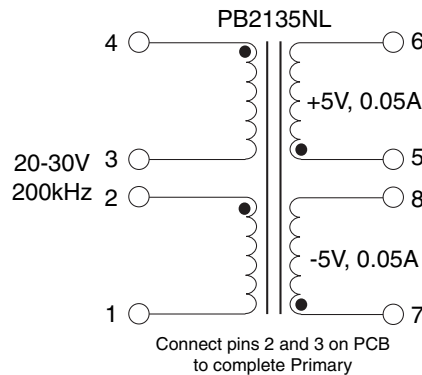
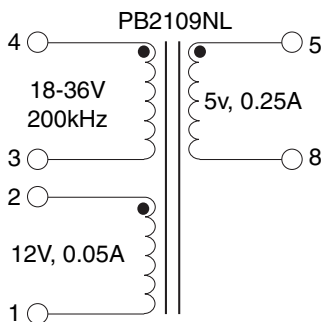
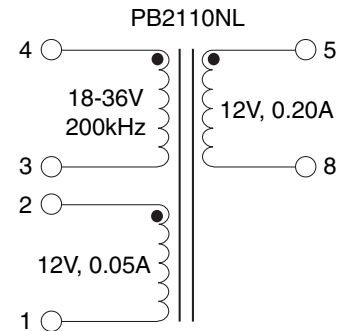
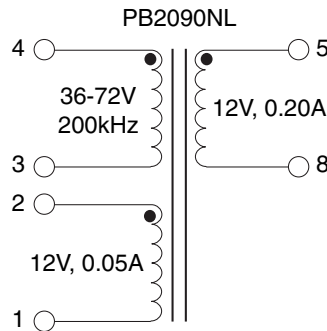
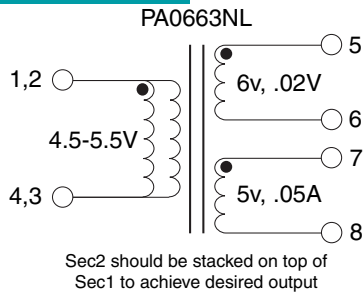
## Mechanical (continued)

ER14.5



## Schematics

ER9.5

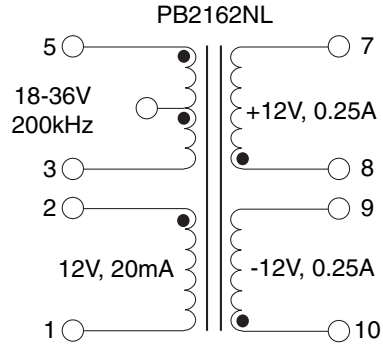
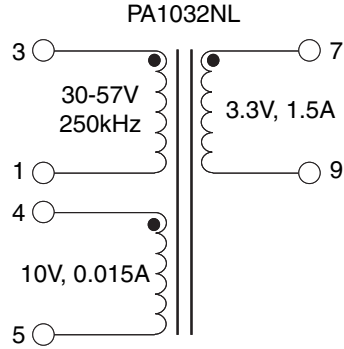


# High Frequency Wire Wound Transforms

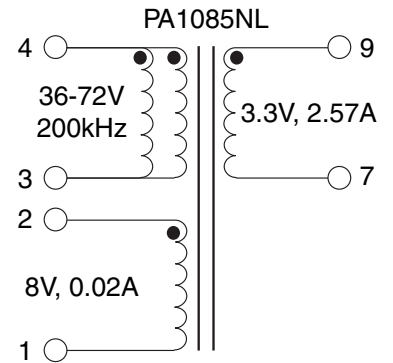
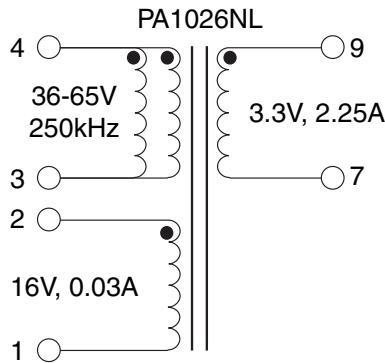
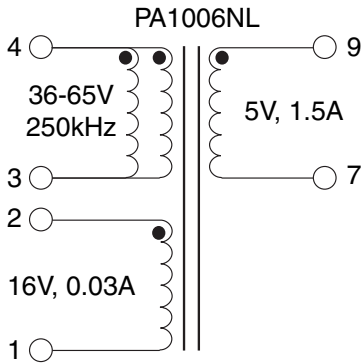
ER Platforms - ER9.5, ER11 and ER14.5

## Schematics (continued)

### ER11



### ER14.5



### For More Information:

Americas - [proinfo\\_power\\_americas@pulseelectronics.com](mailto:proinfo_power_americas@pulseelectronics.com) | Europe - [proinfo\\_power\\_emea@pulseelectronics.com](mailto:proinfo_power_emea@pulseelectronics.com) | Asia - [proinfo\\_power\\_asia@pulseelectronics.com](mailto:proinfo_power_asia@pulseelectronics.com)

Performance warranty of products offered on this data sheet is limited to the parameters specified. Data is subject to change without notice. Other brand and product names mentioned herein may be trademarks or registered trademarks of their respective owners. © Copyright, 2020. Pulse Electronics, Inc. All rights reserved.