

**MATERIAL/FINISH:**

- SHELL: SPCC, NICKEL PLATED
- BRACKET: BRASS, NICKEL PLATED
- INSULATOR: PBT OR PA9T, UL 94V-0, BLACK,
- PROCESS TEMP: 230°C for 3 seconds (PBT), 2 CYCLES  
260°C for 5 seconds (PA9T), 2 CYCLES
- CONTACT: BRASS, TIN PLATED
- GOLD PLATED - MATING AREA
- BRIGHT TIN - TERMINATING AREA
- BOARDLOCK: COPPER ALLOY, TIN PLATED
- RIVET: COPPER ALLOY, NICKEL PLATED

**ELECTRICAL:**

- RATED CURRENT: 3 AMPS
- RATED VOLTAGE: 250 VAC (rms) MAX.
- WITHSTANDING VOLTAGE: 500 VAC (rms) FOR 1 Min.
- INSULATION RESISTANCE: 1,000 MOhms MIN.
- CONTACT RESISTANCE: 25 mOhms Max.
- OPERATING TEMPERATURE: -55° ~ +85° C

- TOTAL MATING FORCE: 6.0 Kgf MAX.
- TOTAL UNMATING FORCE: 1.2 Kgf MIN.

**200-015-2 1 3LYY Y**

- SERIES
- No. of POSITIONS
- GENDER
- 1 = FEMALE
- TERMINATION
- 1 = PC MOUNT
- SHELL PLATING
- 3 = NICKEL
- INSULATOR MATERIAL
- L = PBT
- R = PA9T
- HARDWARE OPTIONS
- SEE PAGE 2
- PLATING OPTIONS
- 7 = GOLD FLASH (MATING AREA)  
BRIGHT TIN (SOLDER TAILS)
- 9 = 30u" GOLD (MATING AREA)  
BRIGHT TIN (SOLDER TAILS)

**RoHS COMPLIANT**

UNITS = mm

**DO NOT SCALE FROM DRAWING**



THESE DRAWINGS AND SPECIFICATIONS ARE THE PROPERTY OF NorComp AND SHALL NOT BE REPRODUCED, COPIED OR USED AS THE BASIS FOR THE MANUFACTURE OR SALE OF APPARATUS WITHOUT WRITTEN PERMISSION.

DRAWN:  
**M. SIGMON**  
DATE:  
**10/26/2016**

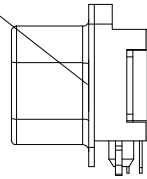
**NorComp**

SCALE: NTS	SHEET 1	OF 2	REV 4
DWG NO.		<b>200-015-213LYYY</b>	

### HARDWARE OPTIONS

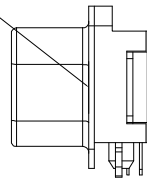
Ø0.120 [Ø3.05]  
HOLE IN FLANGE

00 OPTION



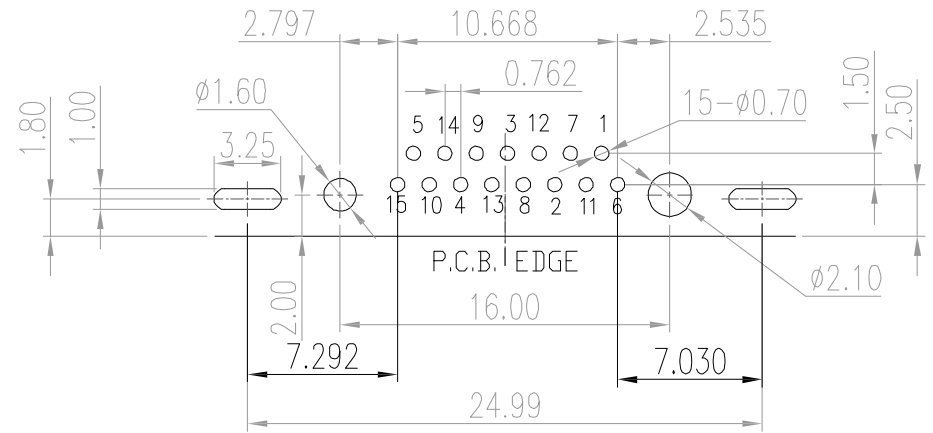
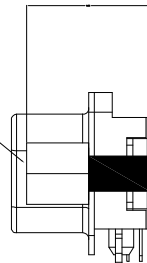
4-40 THREADED HOLE

53 OPTION



4-40 SCREWLOCK  
(0.228 [5.80] x 0.374 [9.50])

56 OPTION



RoHS COMPLIANT

UNITS = mm

DO NOT SCALE FROM DRAWING



THESE DRAWINGS AND SPECIFICATIONS ARE THE PROPERTY OF NorComp AND SHALL NOT BE REPRODUCED, COPIED OR USED AS THE BASIS FOR THE MANUFACTURE OR SALE OF APPARATUS WITHOUT WRITTEN PERMISSION.

DRAWN:

M. SIGMON

DATE:

10/26/2016

NorComp

SCALE:  
NTS

SHEET OF  
2 2

REV  
4

DWG NO.

200-015-213LYYY