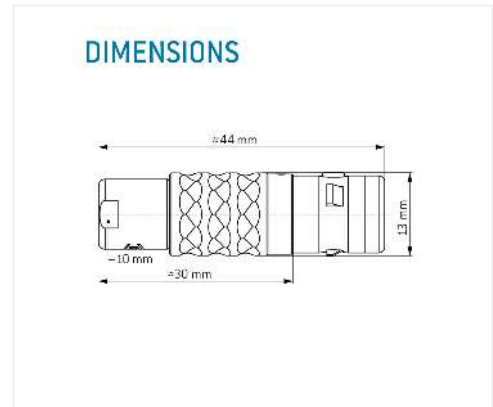

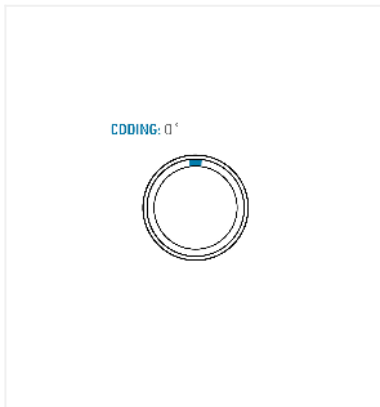


S11K0C-P14MCC0-2000
series_k, type_s1



General information

| | |
|--------------------------|---------------------|
| Part number | S11K0C-P14MCC0-2000 |
| Termination | solder |
| Size | 1 |
| Locking principle | push |
| Coding | 0_key |
| Cable Diameter | cable_mini_20 |
| Cable outlet | standard |



Contact insert description

| | |
|-----------------------------|--------|
| Number of contacts | 14 |
| Contact type | pins |
| Contact diameter | 05mm |
| Insulator material | peek |
| Wire cross section | 28_awg |
| Termination | solder |
| Termination diameter | 04mm |

reverse_gender_on_request

Technical information

| | | |
|---|----------|---------------|
| Max. creepage and air clearance distance | 05_mm | 06_mm |
| Nominal current single contact | 04_a | iec_60512_5_2 |
| Nominal current insert | 2 A | vde_0298_4 |
| Test voltage | 09_kv_ac | sae_13441 |

safety_text

Mechanical and environmental data

| | |
|-----------------------|------|
| Degree of protection* | ip68 |
|-----------------------|------|

| | |
|-----------------------|----------|
| Operating temperature | 40_120_c |
|-----------------------|----------|

| | |
|---------------|------|
| Mating cycles | 5000 |
|---------------|------|

mated

Material and surface treatments

| | |
|---------|----------|
| Housing | m_chrome |
|---------|----------|

| | |
|---------|---------------|
| Contact | cu_alloy_gold |
|---------|---------------|

safety_text_2

ul_text

illustrative_text