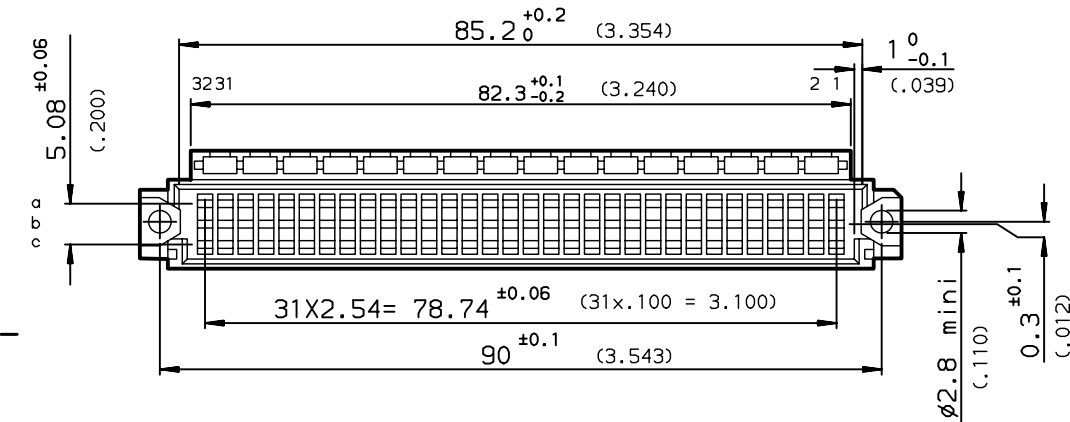
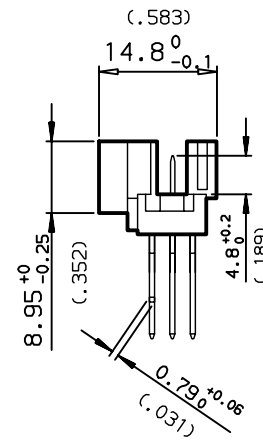
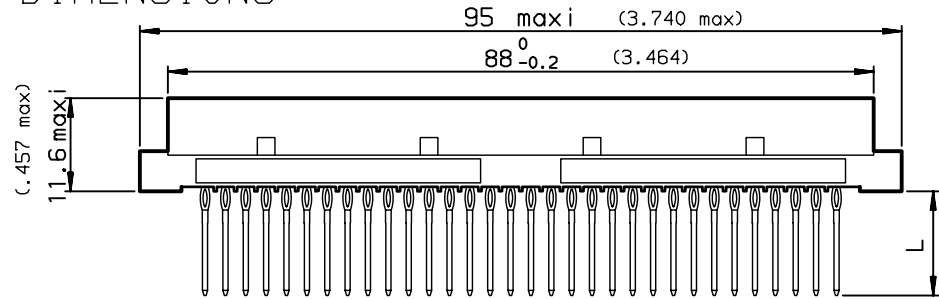
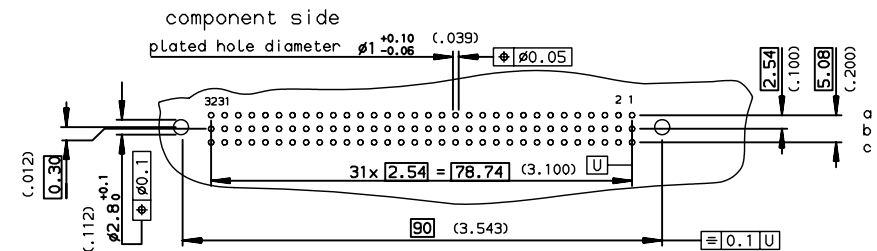


DIMENSIONS mm (inches)



PART NUMBER	8609			08		7		5	
PIN OUT									
rows a-b-c			3	96					
rows a-c			4	64					
NUMBER OF CONTACTS									
TERMINATION									
L = 13.25 ±0.25 (.521)				1 wrap					91
L = 17.25 ±0.25 (.679)				2 wraps					92
L = 20.95 ±0.25 (.825)				3 wraps					93
L = 4.20 ±0.25 (.165)				short post					94
PERFORMANCE CLASS									
DIN 41612 class 3									4
DIN 41612 class 2									5
DIN 41612 class 1									6
TERMINATION TYPE									
TIN LEAD									- 000E1
LEAD FREE									- E1LF

PCB DRILLING



GENERAL CHARACTERISTICS AND ROHS INFORMATIONS:

SEE DRAWING C-8609-0000C

European Views

www.fciconnect.com		surface	tolerance std	projection	mm
		ISO 1302	ISO 406 ISO 1101		
TOLERANCES UNLESS OTHERWISE SPECIFIED					
Dr	ROUILLARD	1996/09/04	0.X	±0.1	size
Eng	TARON	1996/09/04	0.XX	±0.1	A3
Chr	LEGARE	1996/09/04	0.XX' ±2'	±0.1	Scale
Appr	LEGARE	1996/09/04	0.XXX	±0.1	1.5
Product family				DIN 8609	ECN
Product family				DIN 8609	LS06-0095
Product family				DIN 8609	Spec ref -
STRAIGHT MALE - STYLE R PRESS FIT WITH KEYING					Rev.
title C-8609-0521					G
catalog no -					CUSTOMER sheet 1 of 1

rev	ecn no	dr	date
E	-	ROU	1999/11/30
F	LS05-004	JTA	2005/02/28
G	LS06-0095	LGO	2006/07/12
-	-	-	-
-	-	-	-
-	-	-	-