



circuit breaker 3VA6 UL frame 400 breaking capacity class M 35kA @ 480V 3-pole, line protection ETU830, LIG, In=250A overload protection Ir=100A...250A short-circuit protection Ii=1.5...12 x In ground-fault protection Ig=0.2...1 x In, tg=0.05-0.8s without connection

| Model   |   |
|---|---|
| product brand name  | SENTRON                                 |
| product designation   | Molded-case circuit breaker             |
| product designation / according to UL file  | MJAE                                    |
| Product version   | System protection                       |
| design of the load switch / acc. to UL 489 / Heating, Air Conditioning, and Refrigeration circuit breaker (HACR Type) | Yes                                     |
| design of the overcurrent release   | ETU830                                  |
| protection function of the overcurrent release  | LIG                                     |
| number of poles   | 3                                       |
| General technical data  |   |
| Tension assignée d'isolement Ui   | 600 V                                   |
| power loss [W] / maximum  | 27.3 W                                  |
| Active power loss / for rated value of the current / at AC / in hot operating state / per pole                        | 9.1 W                                   |
| mechanical service life (switching cycles) / typical  | 15 000                                  |
| Electrical endurance (switching cycles) / at AC-1 / at 380/415 V 50/60 Hz   | 6 000                                   |
| Electrical endurance (switching cycles) / at AC-1 / at 690 V 50/60 Hz   | 4 000                                   |
| electrical endurance (switching cycles) / at 480 V  | 6 000                                   |
| electrical endurance (switching cycles) / at 600 V  | 6 000                                   |
| Neutral conductors / upgradeable/retrofitable   | No                                      |
| ground-fault monitoring version   | Summation current formation L-conductor |
| product function  |   |
| • communication function  | Yes                                     |
| • other measurement function  | Yes                                     |
| Current   |   |
| marking / acc. to UL 489 / 100%-rated breaker   | Yes                                     |
| operational current   |   |
| • at 55 °C  | 250 A                                   |
| • at 60 °C  | 250 A                                   |
| • at 65 °C  | 250 A                                   |
| • at 70 °C  | 250 A                                   |
| Switching capacity according to IEC 60947   |   |
| switching capacity class of the circuit breaker   | M                                       |
| breaking capacity maximum short-circuit current (Icu)   |   |
| • at 240 V  | 85 kA                                   |

|  |                                    |
|--|------------------------------------|
| <ul style="list-style-type: none"> <li>• at 415 V</li> <li>• at 690 V</li> </ul>   | 55 kA<br>5 kA                      |
| breaking capacity operating short-circuit current (Ics) <ul style="list-style-type: none"> <li>• at 240 V</li> <li>• at 415 V</li> <li>• at 690 V</li> </ul>   | 85 kA<br>55 kA<br>5 kA             |
| short-circuit current making capacity (Icm) <ul style="list-style-type: none"> <li>• at 240 V</li> <li>• at 415 V</li> <li>• at 690 V</li> </ul>   | 187 kA<br>121 kA<br>7.5 kA         |
| <b>Switching capacity according to UL 489</b>  |                                    |
| breaking capacity current <ul style="list-style-type: none"> <li>• at 240 V</li> <li>• at 480 V</li> <li>• at 600 V</li> </ul>   | 100 kA<br>35 kA<br>18 kA           |
| <b>Adjustable parameters</b>   |                                    |
| Adjustable response value current / I <sub>g</sub> min.  | 100 A                              |
| Adjustable response value current / I <sub>g</sub> min.  | 250 A                              |
| Adjustable response value current / I <sub>i</sub> min.  | 375 A                              |
| Adjustable response value current / I <sub>i</sub> max.  | 3 000 A                            |
| Ground fault protection / tripping switchable / I <sub>2t</sub> =ON/OFF  | Yes                                |
| Adjustable response value current / I <sub>g</sub> min.  | 50 A                               |
| Adjustable response value current / I <sub>g</sub> max.  | 250 A                              |
| Adjustable response value current / t <sub>g</sub> min.  | 0.05 s                             |
| Adjustable response value current / I <sub>g</sub> min.  | 0.8 s                              |
| <b>Mechanical Design</b>   |                                    |
| height [in]  | 9.8 in                             |
| Height   | 248 mm                             |
| width [in]   | 5.4 in                             |
| Width  | 138 mm                             |
| depth [in]   | 4.3 in                             |
| depth  | 110 mm                             |
| <b>Connections</b>   |                                    |
| arrangement of electrical connectors / for main current circuit  | Without connection                 |
| type of electrical connection / for main current circuit   | Without                            |
| <b>Auxiliary circuit</b>   |                                    |
| number of CO contacts / for auxiliary contacts   | 0                                  |
| <b>Accessories</b>   |                                    |
| product extension / optional / motor drive   | Yes                                |
| <b>Environmental conditions</b>  |                                    |
| protection class IP / on the front   | IP40                               |
| ambient temperature <ul style="list-style-type: none"> <li>• during operation / minimum</li> <li>• during operation / maximum</li> <li>• during storage / minimum</li> <li>• during storage / maximum</li> </ul> | -25 °C<br>70 °C<br>-40 °C<br>80 °C |
| <b>Certificates</b>  |                                    |
| reference code / acc. to IEC 81346-2   | Q                                  |
| certificate of suitability / as approval for NAVAL (no combat vessels) / supplement SB   | Yes                                |
| <b>General Product Approval</b>  |                                    |



[Miscellaneous](#)



|     |                           |                   |  |  |       |
|-----|---------------------------|-------------------|--|--|-------|
| EMC | Declaration of Conformity | Shipping Approval |  |  | other |
|-----|---------------------------|-------------------|--|--|-------|



[Miscellaneous](#)

**Further information**

Information- and Downloadcenter (Catalogs, Brochures,...)

<http://www.siemens.com/lowvoltage/catalogs>

Industry Mall (Online ordering system)

<https://mall.industry.siemens.com/mall/en/en/Catalog/product?mlfb=3VA6325-5KM31-2AA0>

Service&Support (Manuals, Certificates, Characteristics, FAQs,...)

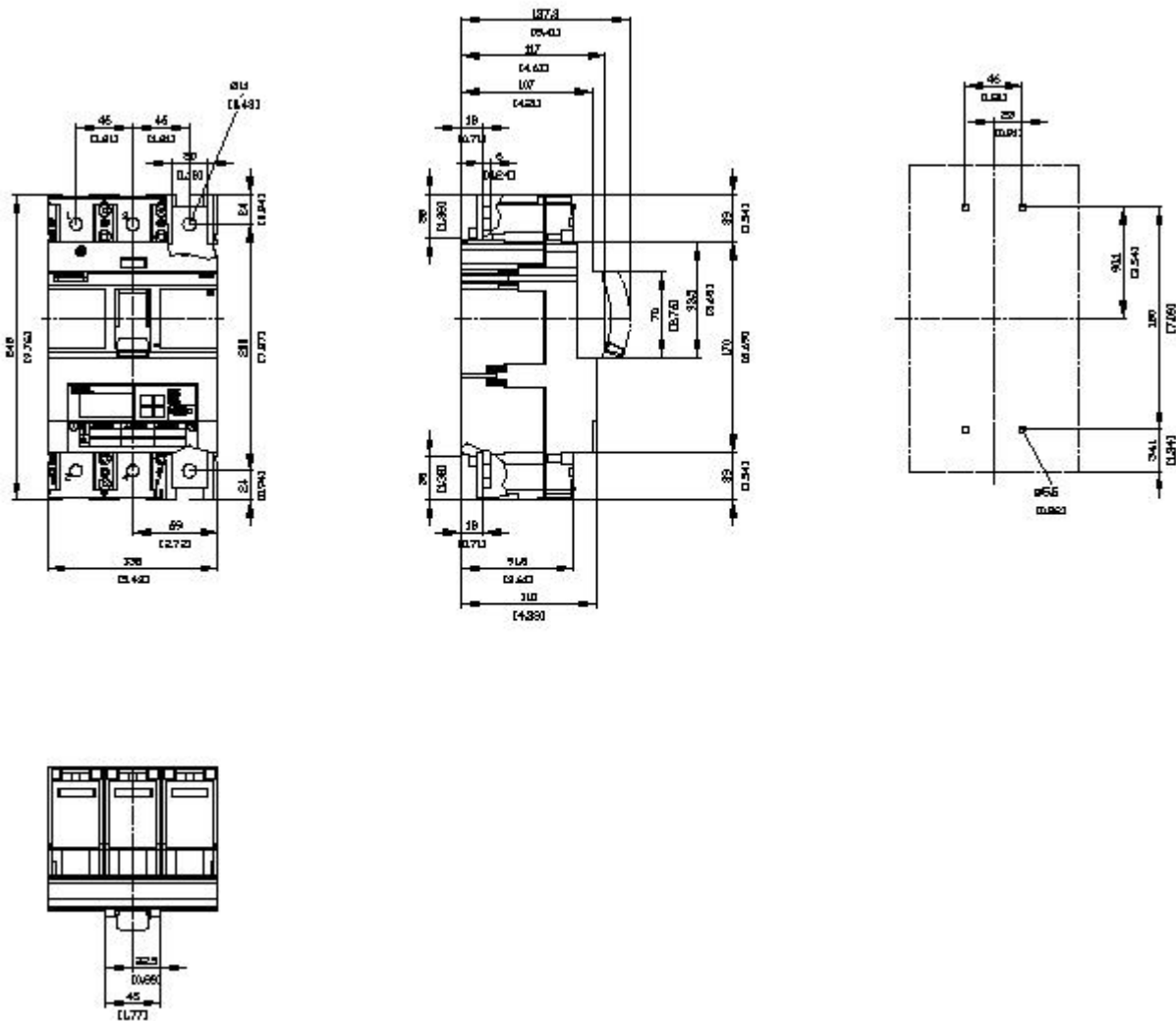
<https://support.industry.siemens.com/cs/ww/en/ps/3VA6325-5KM31-2AA0>

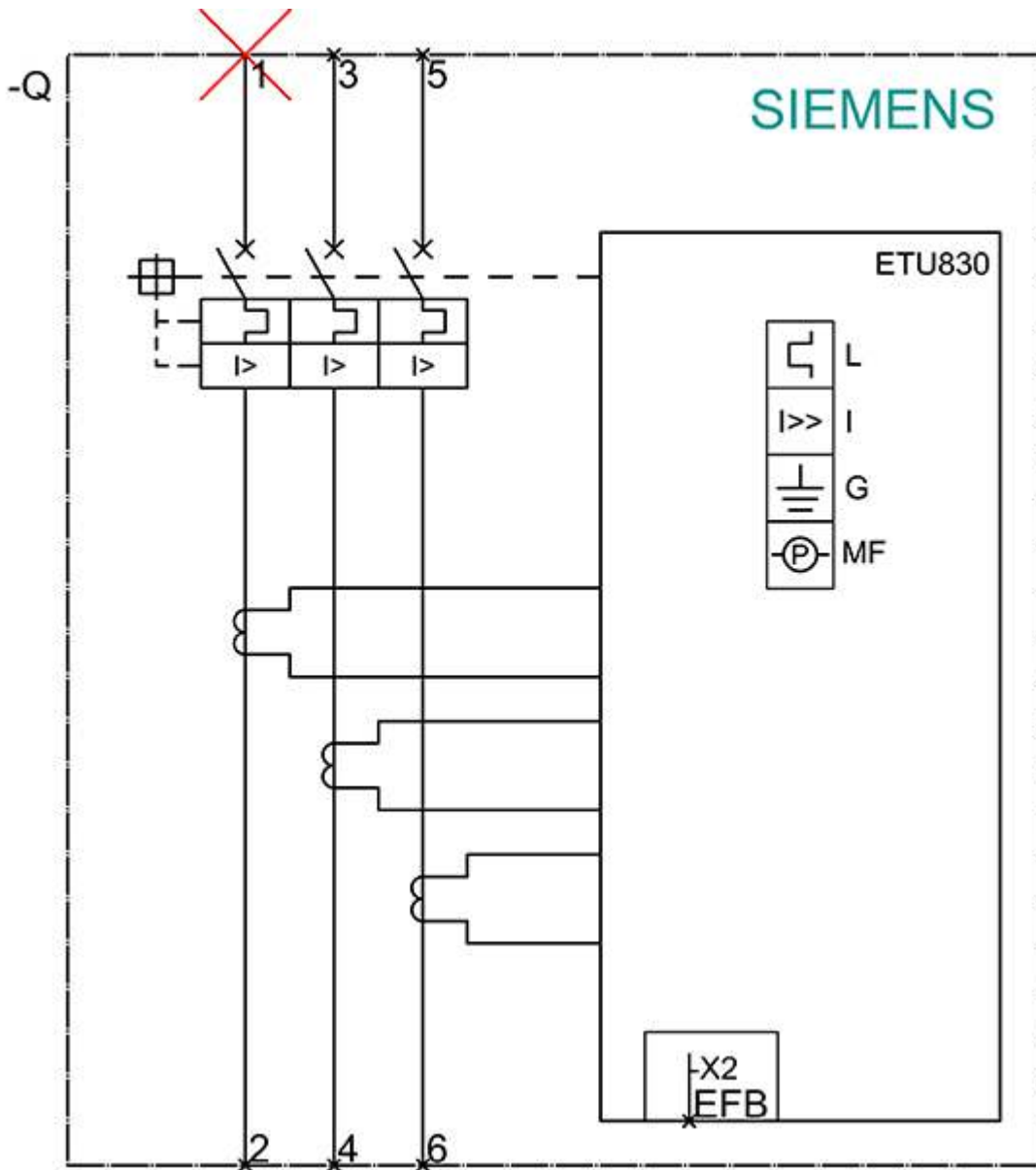
Image database (product images, 2D dimension drawings, 3D models, device circuit diagrams, ...)

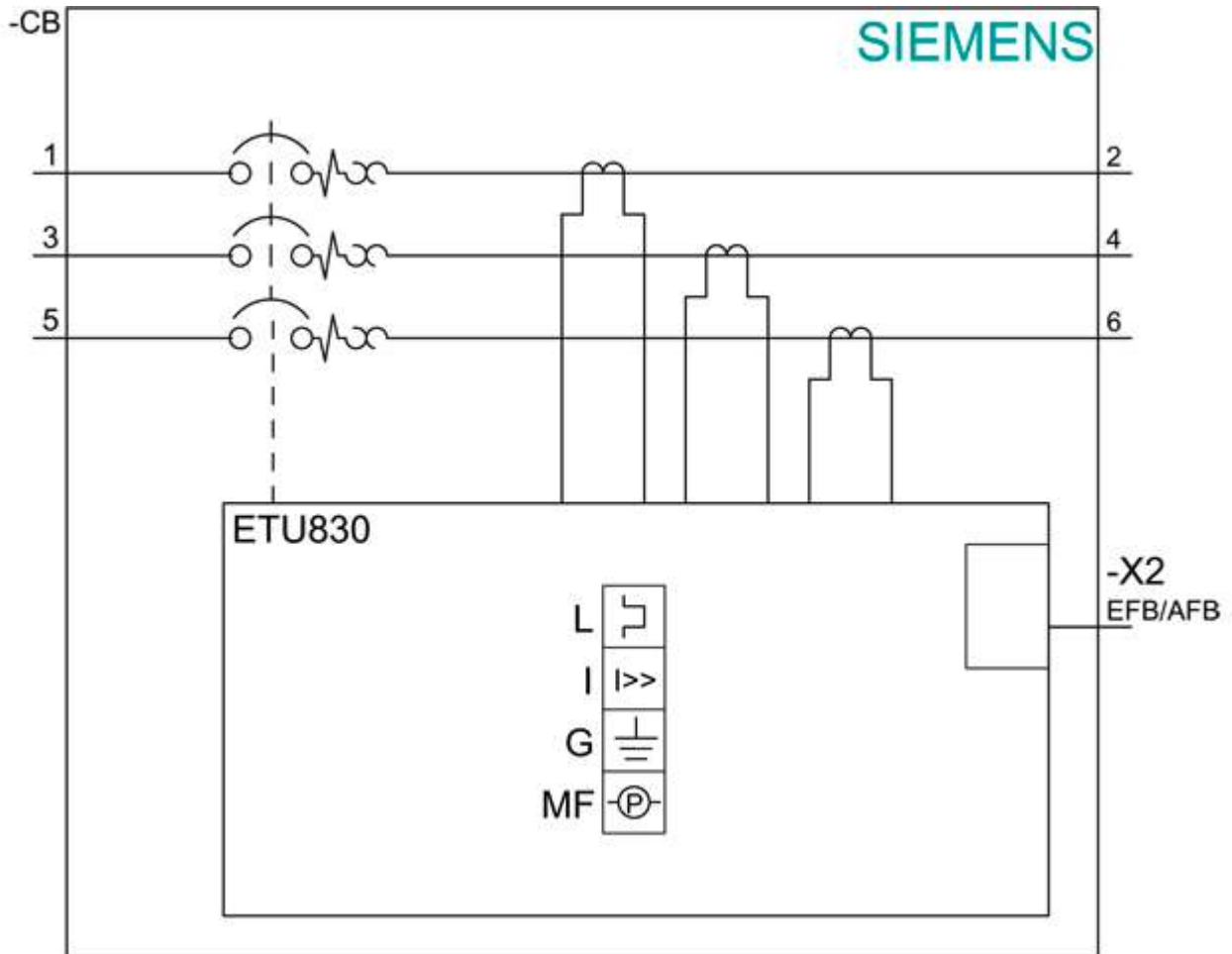
[http://www.automation.siemens.com/bilddb/cax\\_en.aspx?mlfb=3VA6325-5KM31-2AA0](http://www.automation.siemens.com/bilddb/cax_en.aspx?mlfb=3VA6325-5KM31-2AA0)

Tender specifications

<http://www.siemens.com/specifications>







last modified:

12/18/2020