



TS140S

MICRO SURFACE MOUNT SCHOTTKY BRIDGE

VOLTAGE 40 Volt **CURRENT** 1 Ampere

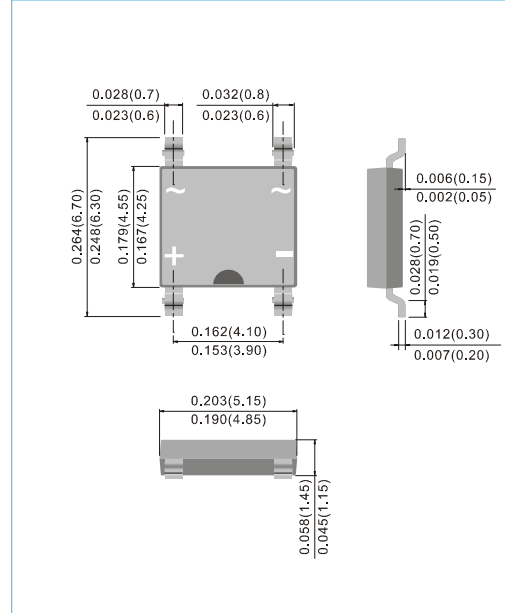
MICRO DIP / TDI Unit : inch(mm)

FEATURES

- Plastic package has Underwriters Laboratory Flammability Classification 94V-O. Flame Retardant Epoxy Molding Compound.
- Exceeds environmental standards of MIL-S-19500/228
- Low power loss, high efficiency.
- Low Forward voltage, high current capability
- High surge capacity.
- Super fast recovery times, high voltage.
- Epitaxial chip construction.
- Lead free in compliance with EU RoHS 2011/65/EU directive

MECHANICAL DATA

- Case: TDI plastic
- Terminals: Lead solderable per MIL-STD-750, Method 2026
- Polarity: As marked.
- Standard packaging: Any
- Weight: 0.003 ounces, 0.090 grams.



ABSOLUTE MAXIMUM RATINGS (T_A=25°C unless otherwise noted)

PARAMETER	SYMBOL	VALUE	UNITS
Peak Reverse Voltage	V _{RRM}	40	V
RMS Reverse Voltage	V _{RMS}	28	V
DC Blocking Voltage	V _R	40	V
Average Rectified Current	I _{F(AV)}	1	A
Peak Forward Surge Current: 8.3ms single half sine-wave superimposed on rated load	I _{FSM}	30	A
Typical Thermal Resistance, Junction to Ambient (Note 1)	R _{θJA}	95	°C/W
Junction to Case (Note 2)	R _{θJC}	70	°C/W
Operating Junction Temperature and Storage Temperature Range	T _J , T _{STG}	-55 to +150	°C

NOTES:

1. Mounted on minimum pad layout .
2. Mounted on 48cm² PCB board.



TS140S

ELECTRICAL CHARACTERISTICS (T_A=25°C unless otherwise noted)

PARAMETER	SYMBOL	Test Condition	MIN.	TYP.	MAX.	UNITS
Reverse Breakdown Voltage	V _(BR)	I _R =0.1mA	40	--	--	V
Reverse Current	I _R	V _R =40V	--	--	100	A
Forward Voltage	V _F	I _F =0.7A I _F =1.0A	--	0.43 0.46	-- 0.5	V
Typical Junction Capacitance	C _J	V _R =0V, f=1.0MHz	--	255	--	pF

RATING AND CHARACTERISTIC CURVES

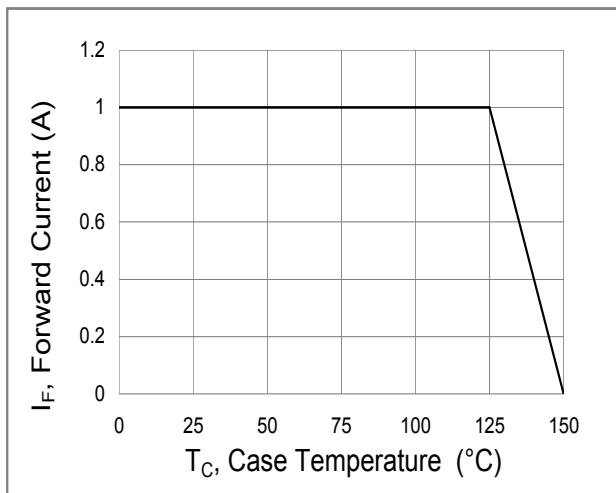


Fig.1 Forward Current Derating Curve

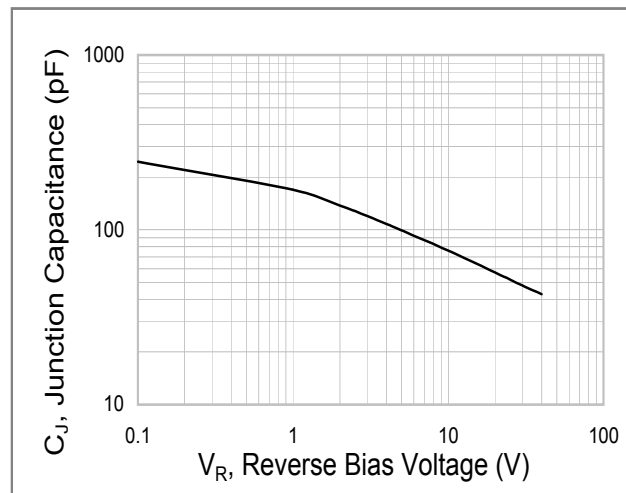


Fig.2 Typical Junction Capacitance

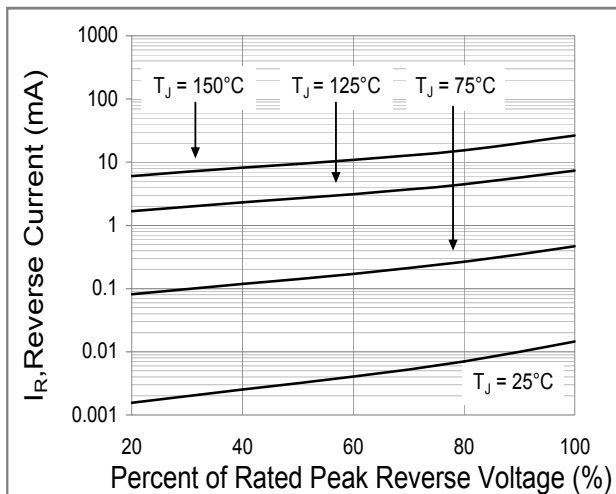


Fig.3 Typical Reverse Characteristics

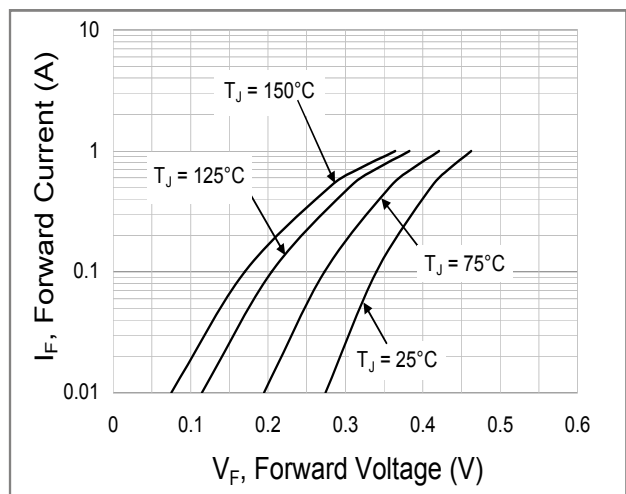


Fig.4 Typical Forward Characteristics

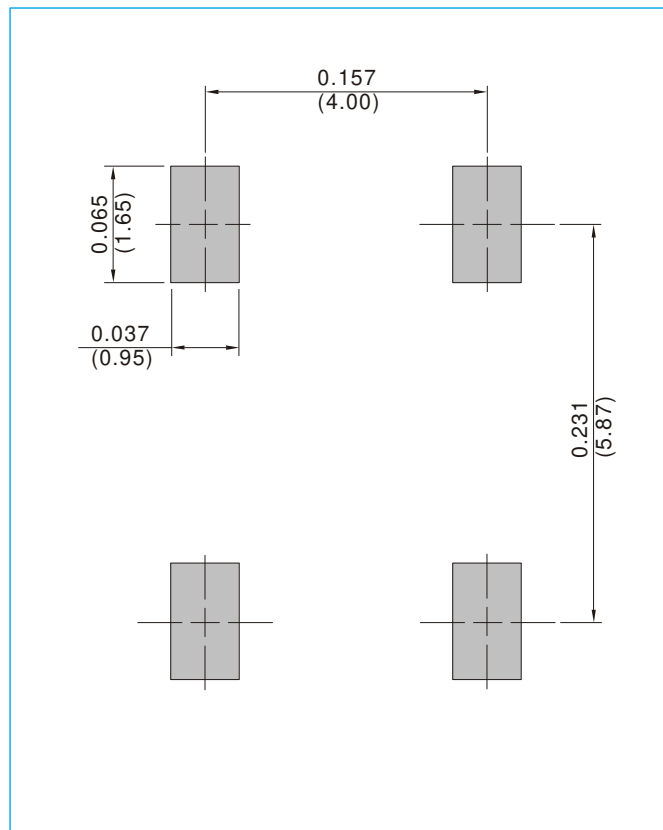


TS140S

MOUNTING PAD LAYOUT

MICRO DIP / TDI

Unit : inch(mm)



ORDER INFORMATION

- Packing information
T/R - 4K per 13" plastic Reel
T/R - 1K per 7" plastic Reel



TS140S

Part No_packing code_Version

TS140S_R1_00001

TS140S_R2_00001

For example :

RB500V-40 **R2** **00001**

Part No.

Serial number

Version code means HF

Packing size code means 13"

Packing type means T/R

Packing Code XX				Version Code XXXXX		
Packing type	1 st Code	Packing size code	2 nd Code	HF or RoHS	1 st Code	2 nd ~5 th Code
Tape and Ammunition Box (T/B)	A	N/A	0	HF	0	serial number
Tape and Reel (T/R)	R	7"	1	RoHS	1	serial number
Bulk Packing (B/P)	B	13"	2			
Tube Packing (T/P)	T	26mm	X			
Tape and Reel (Right Oriented) (TRR)	S	52mm	Y			
Tape and Reel (Left Oriented) (TRL)	L	PANASERT T/B CATHODE UP (PBCU)	U			
FORMING	F	PANASERT T/B CATHODE DOWN (PBCD)	D			



TS140S

Disclaimer

- Reproducing and modifying information of the document is prohibited without permission from Panjit International Inc..
- Panjit International Inc. reserves the rights to make changes of the content herein the document anytime without notification. Please refer to our website for the latest document.
- Panjit International Inc. disclaims any and all liability arising out of the application or use of any product including damages incidentally and consequentially occurred.
- Panjit International Inc. does not assume any and all implied warranties, including warranties of fitness for particular purpose, non-infringement and merchantability.
- Applications shown on the herein document are examples of standard use and operation. Customers are responsible in comprehending the suitable use in particular applications. Panjit International Inc. makes no representation or warranty that such applications will be suitable for the specified use without further testing or modification.
- The products shown herein are not designed and authorized for equipments requiring high level of reliability or relating to human life and for any applications concerning life-saving or life-sustaining, such as medical instruments, transportation equipment, aerospace machinery et cetera. Customers using or selling these products for use in such applications do so at their own risk and agree to fully indemnify Panjit International Inc. for any damages resulting from such improper use or sale.
- Since Panjit uses lot number as the tracking base, please provide the lot number for tracking when complaining.