

MATERIAL

Glass-fibre reinforced polyamide based (PA) technopolymer, black colour, matte finish.

STANDARD EXECUTIONS

Boss H7 reamed hole, fitting to shaft by means of a supplied grub screw with hexagon socket and cup end UNI 5929-85.

- **VHT-GXX:** for gravity indicators.

Black-oxide steel boss.

- **VHT-GXX-SST:** for gravity indicators.

AISI 303 stainless steel boss.

- **VHT-PXX:** for positive drive indicators.

Rear flange with internal crown gear wheel in acetal resin based (POM) technopolymer. Black-oxide steel screw and anchor pin.

Black-oxide steel boss.

FEATURES AND APPLICATIONS

The lobed shape with no cavities prevents unhealthy residues from depositing. Particularly suitable for applications on machines and equipment whose parts must be frequently cleaned by using water jets or steam.

INDICATOR CHOICE (TO BE ORDERED SEPARATELY)

To choose the indicator see the table below for possible assembly with indicators.

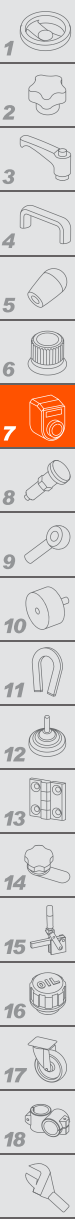
See also "Assembly instructions" for gravity indicators type G (on page 724) or positive drive indicators type P (on page 726).

ACCESSORIES ON REQUEST

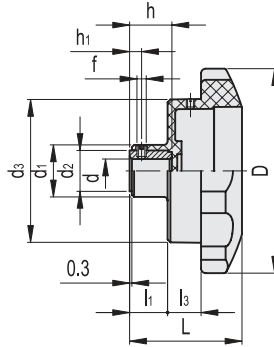
Cover CP-XX (see page 753) for use without the indicator.



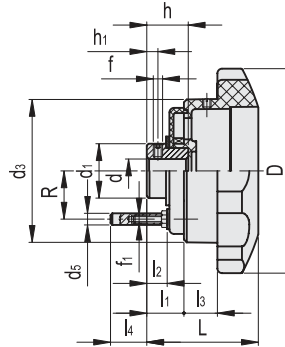
ELESA Original design



VHT-GXX
VHT-GXX-SST



VHT-PXX



Conversion Table	
1 mm = 0.039 inch	
D	
mm	inch
85	3.35
110	4.33

VHT-GXX

METRIC

Code	Description	D	L	dh7	h	d1	d2	d3	f	h1	l1	l3	⚖️	Handwheel/indicator combinations
CE.30251	VHT.85-GXX1 A-10	85	51	10	17	24	18	58	M5	6	15.5	18	110	GA01 - GA11
CE.30351	VHT.110-GXX2 A-12	110	58	12	22	28	22	77	M5	6	20	18	180	GA02 - GA12 - GW12

VHT-GXX-SST

INOX STAINLESS STEEL METRIC

Code	Description	D	L	dh7	h	d1	d2	d3	f	h1	l1	l3	⚖️	Handwheel/indicator combinations
CE.30255	VHT.85-GXX1-SST-10	85	51	10	17	24	18	58	M5	6	15.5	18	110	GA01 - GA11
CE.30355	VHT.110-GXX2-SST-12	110	58	12	22	28	22	77	M5	6	20	18	180	GA02 - GA12 - GW12

VHT-PXX

METRIC

Code	Description	D	L	dh7	h	d1	d3	d5	f	fi	h1	l1	l2	l3	l4	R	⚖️	Handwheel/indicator combinations
CE.30252	VHT.85-PXX1 A-10	85	55	10	20.5	18	58	6	M5	M4	5	18.5	10.5	18	14.5	19	130	PA01 - PA11
CE.30352	VHT.110-PXX2 A-12	110	58	12	22	30	77	6	M5	M4	6	20	12	18	13.1	28.5	290	PA02 - PA12 - PW12