DRAWING MADE IN THIRD ANGLE PROJECTION

/home/us052641/edmmod

PART NUMBER	REV	FIRST USED
1855066-1	A	122500-1
1855066-2	A	565435-5
1855066-3	A	354500-1

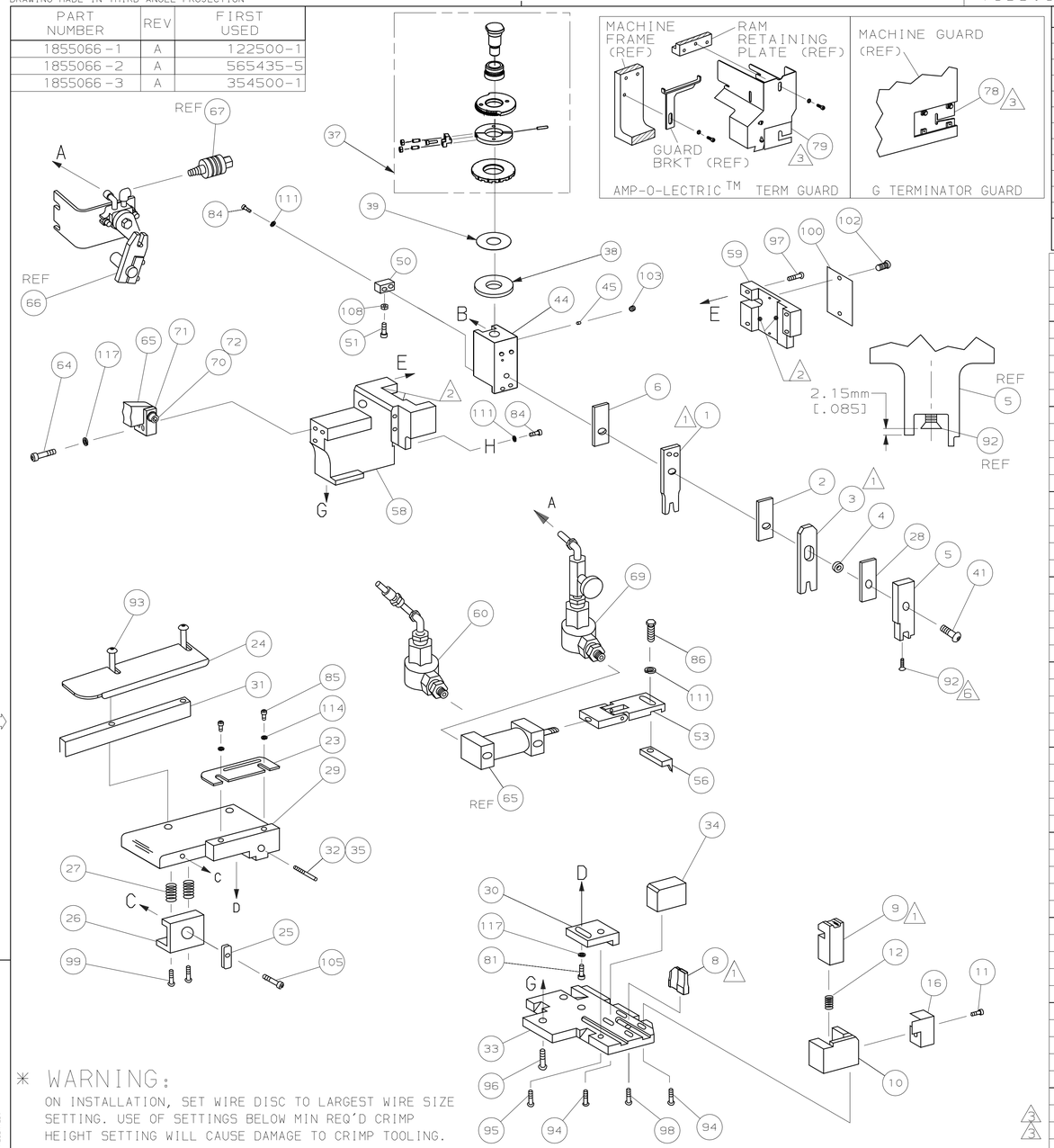

TERMINAL NAME: P-NUT SOCKET (5)

1326857

SEAL PN 1378870

AMP TERMINAL AMP CRIMP SPECS		
REF SET	CRIMP HEIGHT	WIRE SIZE
C5	1.24 ±0.05mm [.049 ±.002]	18 awg
C8	1.19 ±0.05mm [.047 ±.002]	20 awg
–	NOT	USED
–	NOT	USED

CRIMP	SIZE	TYPE	RANGE
WIRE	1.83mm [.072]	F	20-18 awg
INSUL	3.18mm [.125]	O	Ø2.9mm MAX

WIRE STRIP LENGTH	TERM APPL SPEC	FEED	APPL INSTRUCTION	SET UP GAGE	LAYOUT
3.0-3.4mm	NONE	19.05mm	408-8040	458637-1	–

-3	-2	-1	U/M	DWG SIZE	PART NO	DESCRIPTION	ITEM NO
							129
							128
							127
							126
							125
1	1	1	–	A	217238-1	GENERAL INSTRUCTION PACKAGE	124
1	1	1	–	–	4088040	SF APPL INST 408-8040	123
							122
							121
							120
							119
							118
3	3	3	–	A	21024-5	WASHER, LOCK(#10)ADJ BLOCK	117
							116
							115
2	2	2	–	A	21024-2	WASHER, LOCK(#4)ADJ BLOCK	114
							113
							112
4	4	4	–	A	21024-4	WASHER,LOCK(#8)STRIPPER	111
							110
							109
1	1	1	–	A	21018-5	NUT,HEX(NO.6)HOLDDOWN	108
							107
							106
1	1	1	–	A	21989-8	SCR, SKT HD SHLDR 3/16 DIA X .250	105
							104
1	1	1	–	A	21009-2	SCR,SKT SET(1/4-20x.25 LW)RAM	103
2	2	2	–	A	21017-2	SCR,DRIVE(#2x.19)ID PLATE	102
							101
1	1	1	–	B	461264-5	PLATE, IDENTIFICATION	100
2	2	2	–	A	5-21006-6	SCR SET CUP POINT 10-32 X .75	99
1	1	1	–	A	22733-8	SCR,BHC(8-32x.38 LW)ANVIL	98
4	4	4	–	A	2-21002-9	SCR,BHC(10-32x.75)CAP	97
3	3	3	–	A	2-22733-8	SCR,BHC(1/4-20x.62)HSG	96
1	1	1	–	A	2-21002-7	SCR,BHC(10-32x.50)SG ADJ BLK	95
6	6	6	–	A	2-21002-2	SCR,BHC(8-32x.50)TERM H DWN	94
2	2	2	–	A	2-21002-4	SCR,BHC(8-32x.75)	93
1	1	1	–	A	1-21003-9	SCR,FHC(6-32x.38)DEP	92
							91
							90
							89
							88
							87
1	1	1	–	A	2-22603-0	SCR,HEX HD(8-32x.31)FEED FINGER	86
2	2	2	–	A	1-21000-3	SCR,SHC(4-40x.25)	85
3	3	3	–	A	2-21000-7	SCR,SHC(8-32x.50)STRIPPER	84
							83
							82
1	1	1	–	A	3-21000-4	SCR,SHC(10-32x.38)SG ADJ BL	81
							80
–	1	–	–	B	462992-7	GUARD ASSY	79
REF	–	–	–	B	679532-1	INSERT, GUARD	78
							77
							76
							75
							74
							73
1	1	1	–	A	3-21001-5	SCR,SHC(3/8-16X1.00)AIR FEED	72
1	1	1	–	B	459610-1	MOUNT, FEED BRACKET	71
-3	-2	-1	U/M	DWG SIZE	PART NO	DESCRIPTION	ITEM NO

QTY REQD PER ASSY — PARTS LIST

-1	LEADMAKER	AIRFEED
-2	BENCH MODEL K	AIRFEED
-3	BENCH MODEL G	AIRFEED

-3	-2	-1	U/M	DWG SIZE	PART NO	DESCRIPTION	ITEM NO
1	1	1	–	A	21024-8	WASHER, LOCK 3/8	70
–	1	–	–	C	692655-5	AIR FEED VALVE ASSY	69
							68
–	REF	–	–	A	24042-2	VALVE, SHUT OFF	67
–	REF	–	–	C	692655-6	AIR FEED VALVE ASSY	66
1	1	1	–	B	461065-1	AIR FEED ASSY (1 INCH)	65
2	2	2	–	A	3-21000-9	SCR,SHC(10-32x1.00)AIR ASSY	64
							63
							62
							61
1	–	1	–	B	692655-7	AIR FEED VALVE ASSY	60
1	1	1	–	C	454220-1	CAP, RAM	59
1	1	1	–	D	454485-1	HOUSING	58
							57
1	1	1	–	B	1-694433-3	PAWL, FEED	56
							55
							54
1	1	1	–	B	461062-1	FEED FINGER ASSY	53
							52
1	1	1	–	A	811242-2	BUMPER, HOLDDOWN	51
1	1	1	–	A	690753-1	SPACER, TONKER	50
							49
							48
							47
							46
1	1	1	–	A	690191-1	PLUG, NYLON	45
1	1	1	–	C	455673-1	RAM	44
							43
							42
1	1	1	–	A	7-21002-9	BOLT, CRIMPER(5/16x1.00)	41
							40
1	1	1	–	B	690125-1	SHIM SUB-ASSY	39
1	1	1	–	B	469367-9	SHIM	38
1	1	1	–	B	879103-2	FINE ADJUST HEAD SUDASSY	37
							36
1	1	1	–	D	1-22281-8	SPRING, COMPRESSION	35
1	1	1	–	B	690786-6	SUPPORT, TERMINAL	34
1	1	1	–	D	455675-1	PLATE, BASE	33
3	3	3	–	A	8-21000-7	SCR,SHC(10-32x2.50)	32
1	1	1	–	B	1320908-3	SPACER, STRIP GUIDE	31
1	1	1	–	B	455689-1	BLOCK, STRIP GUIDE ADJ	30
1	1	1	–	C	1633087-1	STRIP GUIDE	29
1	1	1	–	C	455888-8	SPACER, FRONT SHEAR DEP	28
2	2	2	–	D	1-22284-0	SPRING, COMPRESSION	27
1	1	1	–	D	240792-5	DRAG	26
1	1	1	–	D	356835-1	LEVER DRAG	25
1	1	1	–	D	1320928-2	GUIDE, STRIP (REAR)	24
1	1	1	–	D	693855-1	GUIDE, STRIP (FRONT)	23
–	–	1	–	B	690472-2	STRIPPER	22
							21
							20
1	1	–	–	B	691353-1	STRIPPER	19
							18
							17
1	1	1	–	B	318563-1	GUARD, CHIP, FRONT	16
							15
							14
							13
1	1	1	–	A	3-22280-3	SPRING, SHEAR	12
1	1	1	–	B	690461-2	STOP, SHEAR	11
1	1	1	–	C	1-690459-0	HOLDER, SHEAR (FRONT)	10
1	1	1	–	C	318707-1	SHEAR, FLOAT (FRONT)	9
1	1	1	–	C	3-1633116-2	ANVIL	8
							7
1	1	1	–	C	455888-3	SPACER, CRIMPER	6
1	1	1	–	C	318701-1	DEPRESSOR, SHEAR (FRONT)	5
1	1	1	–	B	1-238011-0	SPACER, BLOCK CRIMPER	4
1	1	1	–	C	1-1583690-0	CRIMPER, INSULATION	3
1	1	1	–	C	455888-9	SPACER, CRIMPER	2
1	1	1	–	C	2-1633305-4	CRIMPER, WIRE	1
-3	-2	-1	U/M	DWG SIZE	PART NO	DESCRIPTION	ITEM NO

QTY REQD PER ASSY — REVISION OF EACH ASSY NO (WHEN BLANK, USE DWG REVISION) — PARTS LIST

✳ WARNING:

ON INSTALLATION, SET WIRE DISC TO LARGEST WIRE SIZE SETTING. USE OF SETTINGS BELOW MIN REQ'D CRIMP HEIGHT SETTING WILL CAUSE DAMAGE TO CRIMP TOOLING.

(1) RECOMMENDED SPARE PARTS.

(2) GREASE LIGHTLY.

(3) GUARD MUST BE IN PLACE WHEN OPERATING APPLICATOR IN A BENCH MACHINE.

(4) SEE DRAWING FOR COMPONENTS

(5) THIS APPLICATOR APPLIES TERMINAL WITH A SEAL.

(6) APPLY TORQ-SEAL IN ALLEN SOCKET TO FILL HOLE AFTER FLAT HD HAS BEEN ADJUSTED TO CORRECT HEIGHT AT QUALIFICATION. APPLY PN 1-23419-5 LOC-TITE TO THREADS.

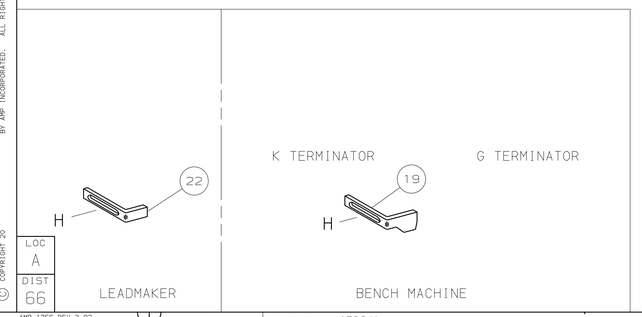

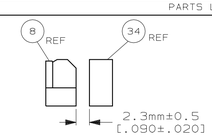

ITEM 34 LOCATION

P	F	LTR	REVISION RECORD	APP	DATE
		A	PRODUCT RELEASE	CMR	JUNE06

DIMENSIONS IN INCHES. DO NOT SCALE PRINT. TOLERANCES UNLESS OTHERWISE SPECIFIED: 2 PLC DEC ±.25, 3 PLC DEC ±-, 4 PLC DEC ±-, ANGLES ±-, SURF TEXTURE: √, REMOVE BURRS, BREAK SHARP EDGES R.015 MAX

MATL – | HT TR – | FIN –

DR 23MAR06 R. KNEPPER | APP 23MAR06 T.ELBIN | CHK – | REL –

AMP — Tyco Electronics, Harrisburg, PA 17105-3608

NAME SIDE FEED HDM APPLICATOR | MACHINE REF MINI APPL

SCALE – | (D) | DWG NO 1855066 | SHEET 1 OF 1 | REV A

CAGE CODE 00779 | CUSTOMER AND ASSEMBLY DRAWING | RESTRICTED TO –

LOC A | DIST 66

THIS DRAWING IS A CONTROLLED DOCUMENT.
THIS DRAWING IS UNPUBLISHED. © COPYRIGHT 20 BY AMP INCORPORATED. ALL RIGHTS RESERVED. RELEASED FOR PUBLICATION .20