

MATERIAL NUMBER	#OF COLUMNS	# OF DIFF PAIR	DIM "A" MAX	DIM "B"	PTH ϕ
76410-*8**	8	24	15.20	13.30	0.46±0.05
76410-*1**	10	30	19.00	17.10	0.46±0.05
76410-*6**	16	48	30.40	28.50	0.46±0.05
76410-*8**	8	24	15.20	13.30	0.39±0.05
76410-*1**	10	30	19.00	17.10	0.39±0.05
76410-*6**	16	48	30.40	28.50	0.39±0.05

76410-****

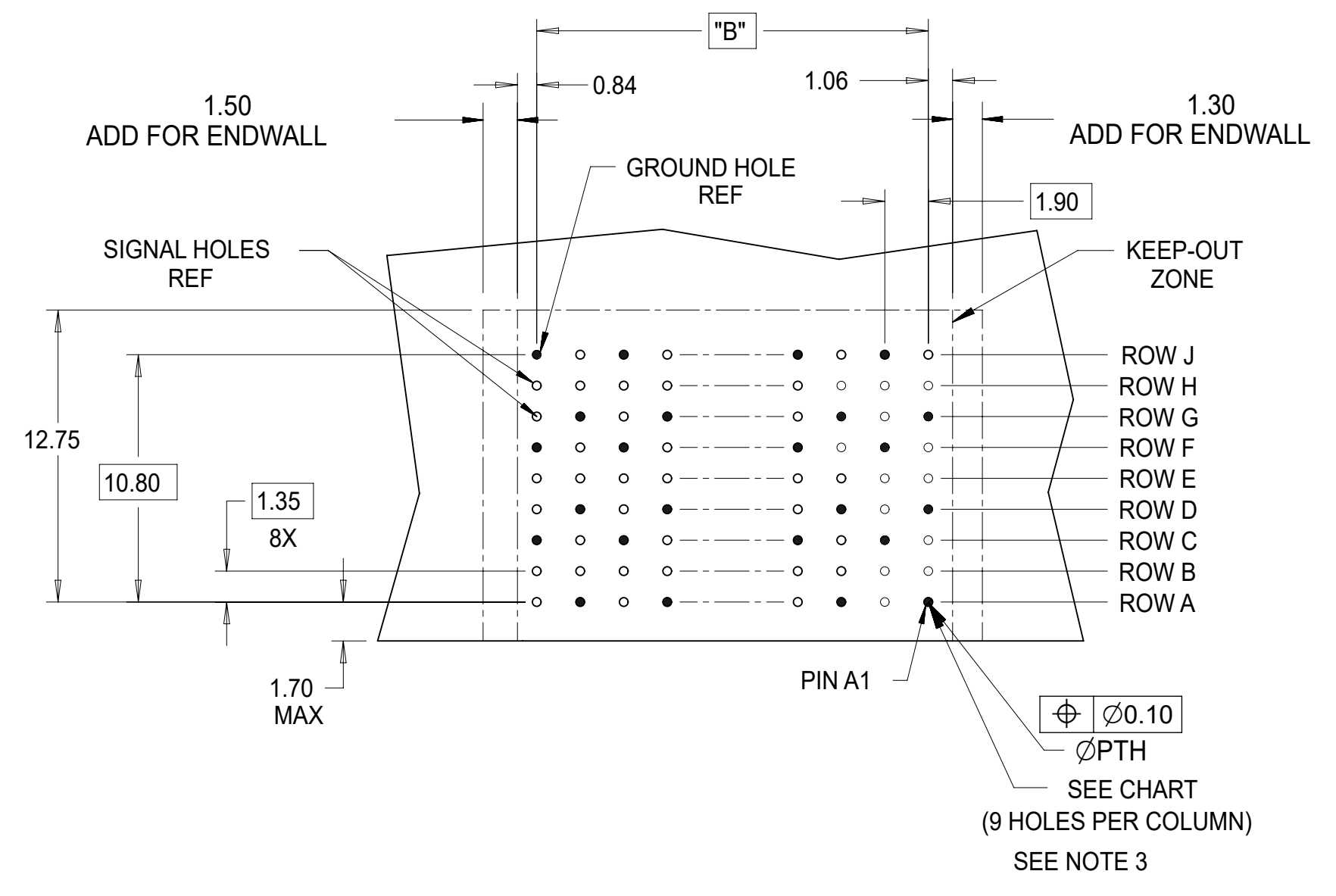
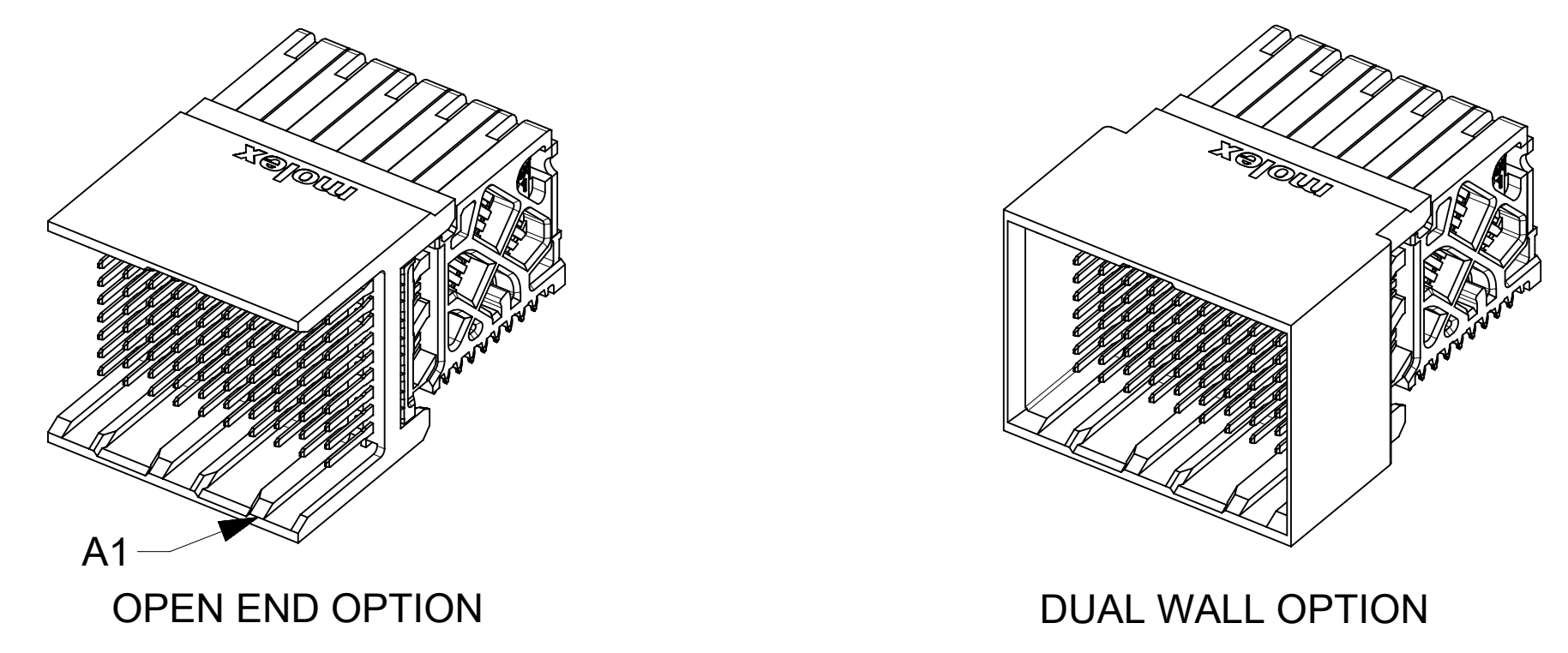
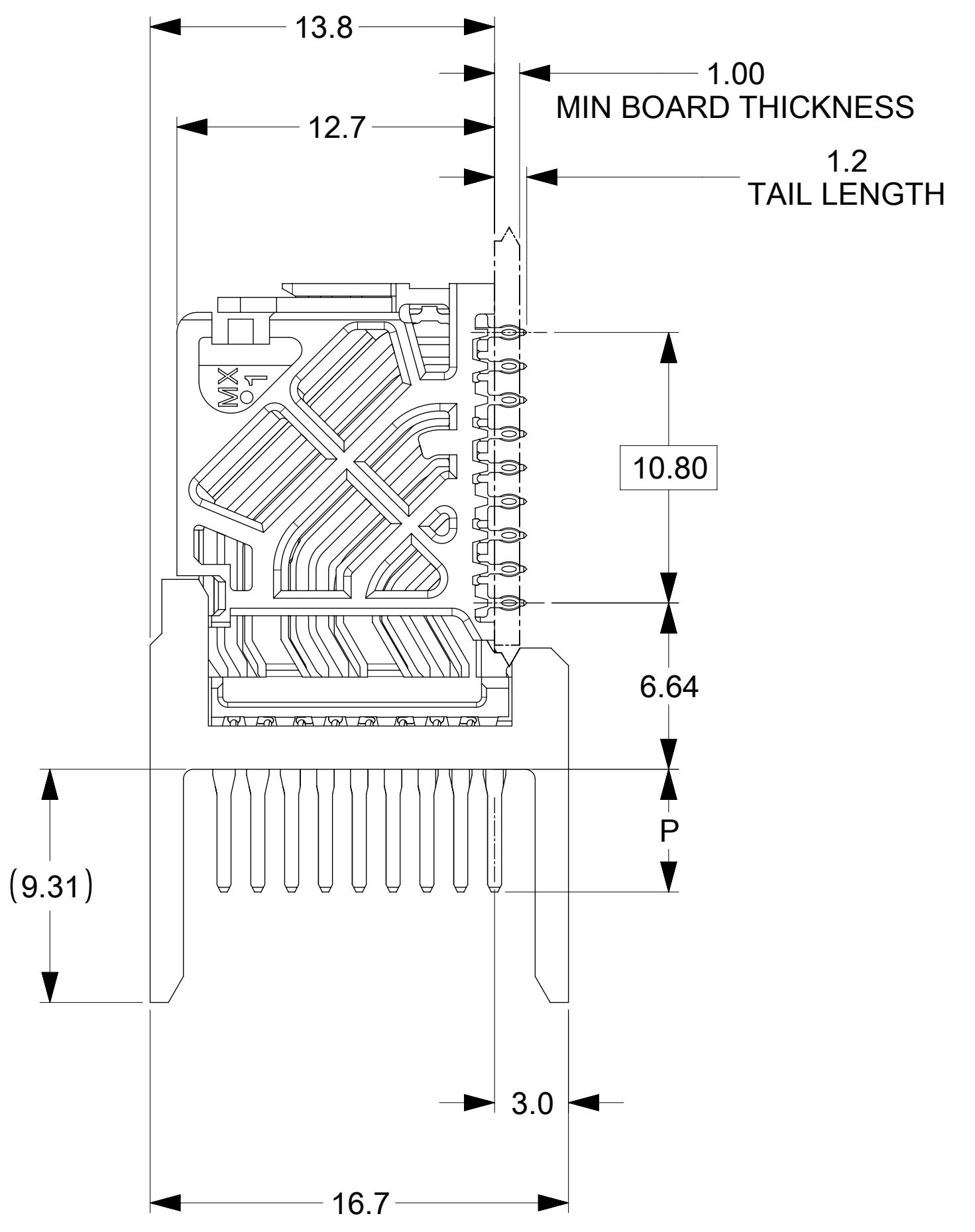
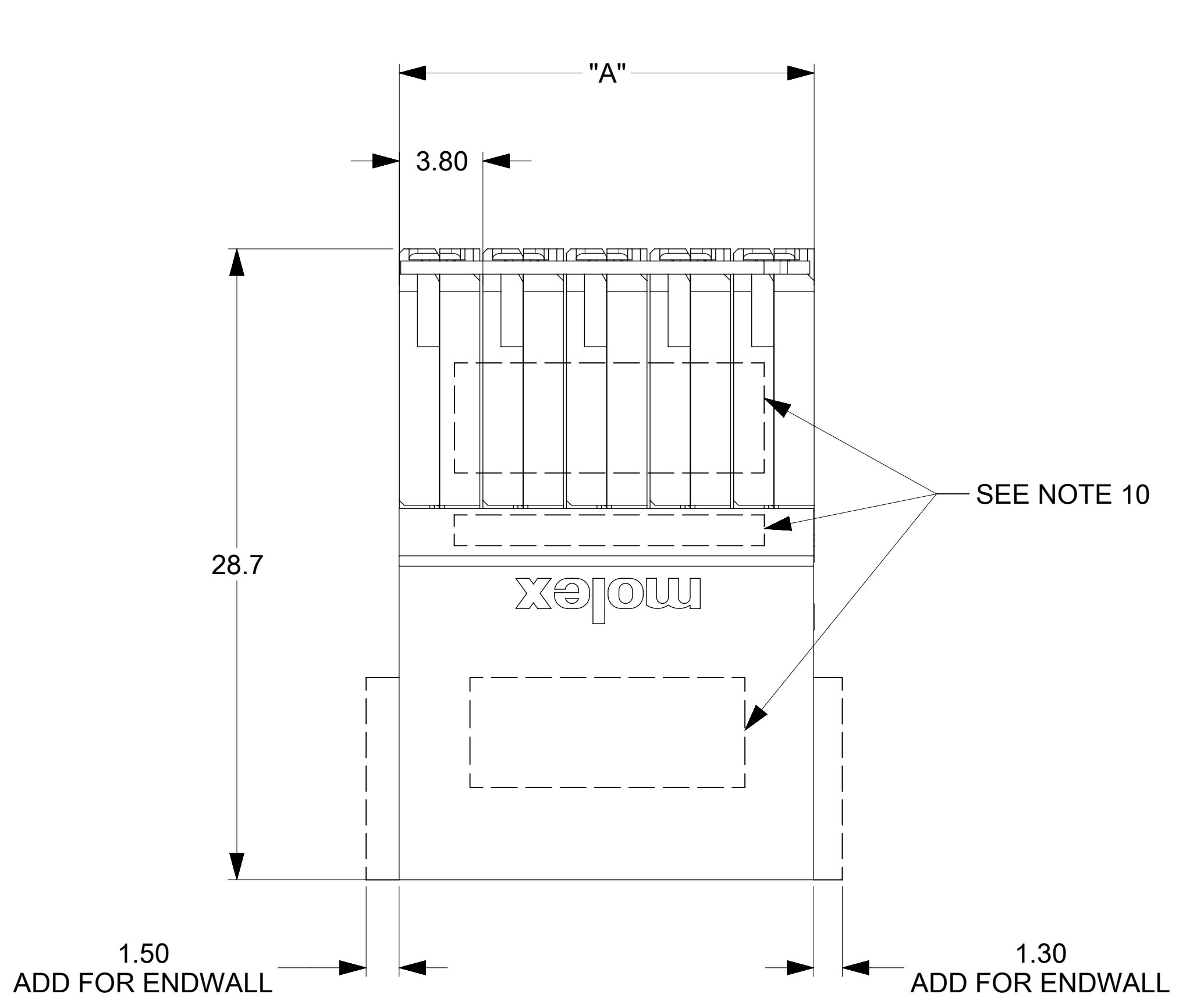
MODULE TYPE
1 = UNGUIDED, LEAD-FREE

OF COLUMNS
1 = 10 COLUMNS
6 = 16 COLUMNS
8 = 8 COLUMNS

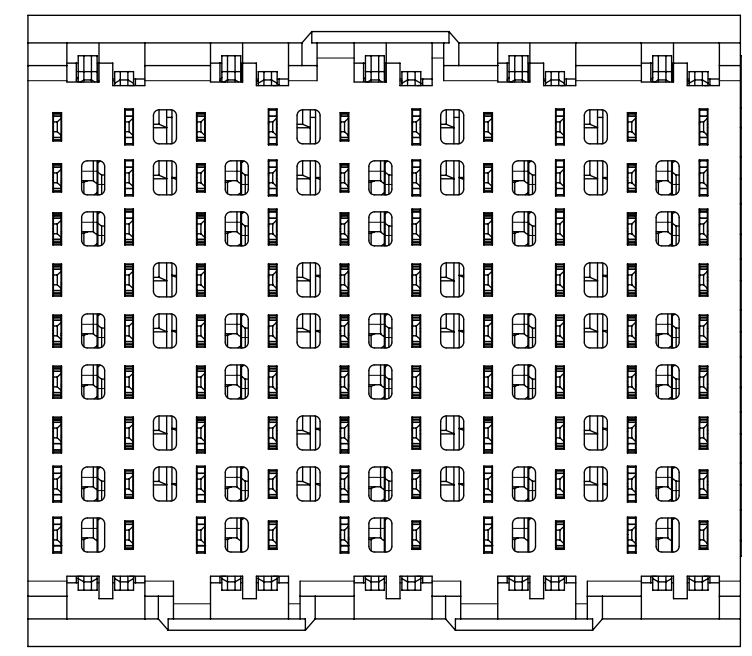
PIN LENGTH (P)
4 = 4.90 (0.46 PTH)
5 = 5.50 (0.46 PTH)
7 = 4.90 (0.39 PTH)
8 = 5.50 (0.39 PTH)

END WALL OPTIONS
0 = OPEN ENDS
1 = LEFT ENDWALL
2 = DUAL ENDWALL
3 = RIGHT ENDWALL

- NOTES:
1. MATERIALS: HOUSING - LIQUID CRYSTAL POLYMER (LCP), GLASS-FILLED, UL94V-0
TERMINALS - HIGH PERFORMANCE COPPER ALLOY
 2. FINISH: 30uIN SELECTIVE GOLD IN CONTACT AREA, SELECTIVE TIN ON PCB TAILS, NICKEL OVERALL.
 3. REFER TO MOLEX PRODUCT SPECIFICATION PS-76060-999 FOR PERFORMANCE SPECIFICATIONS AND ADDITIONAL PCB INFORMATION.
 4. EACH SIGNAL WAFER CONTAINS 2 COLUMNS OF TERMINALS.
 5. PRODUCT IS PACKAGED PER PK-70873-762.
 6. THIS PART CONFORMS TO CLASS B REQUIREMENTS OF COSMETIC SPEC PS-45499-002.
 7. REFER TO MOLEX SALES DRAWING SD-76170-001 FOR THE MATING RECEPTACLES.
 8. REFER TO MOLEX PCB ROUTING GUIDE AS-76060-990 FOR ANTIPAD AND ROUTING RECOMMENDATIONS.
 9. OPEN WALL VERSION SHOWN FOR CLARITY.
 10. MARKING: LOCATED APPROXIMATELY AS SHOWN. PART NUMBER AND DATE CODE.



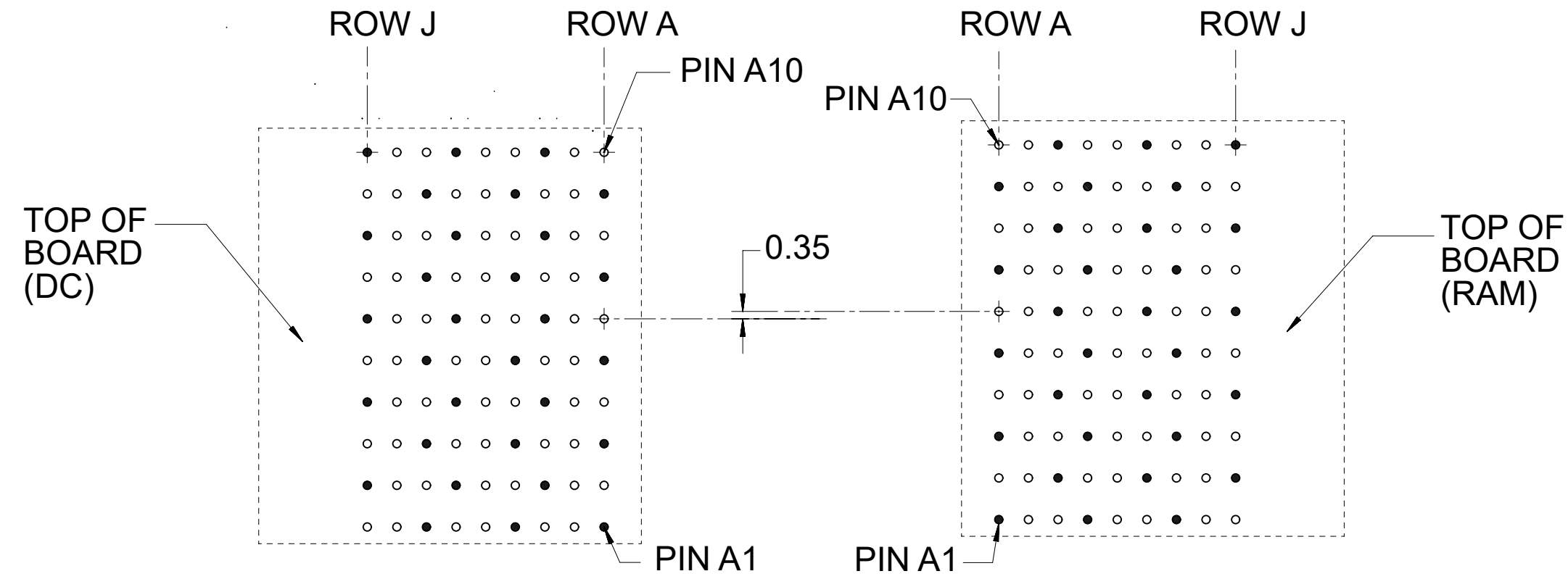
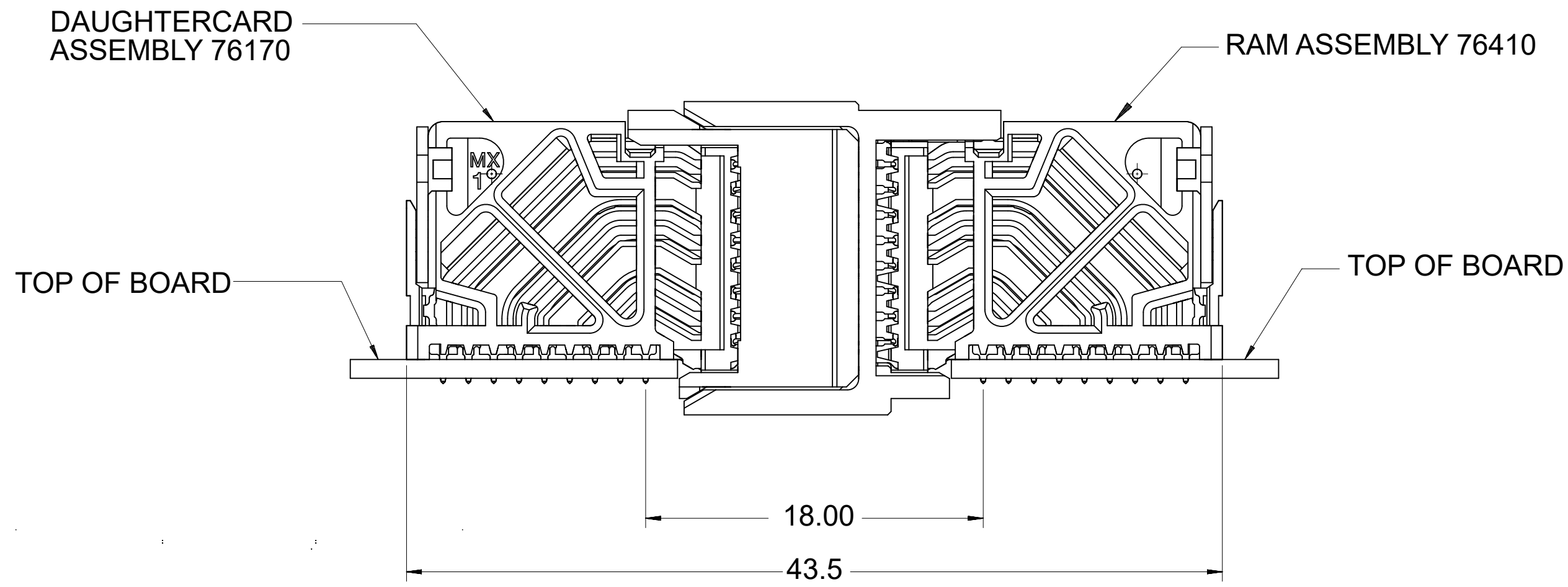
RAM HOLE PATTERN (CONNECTOR SIDE)




THIS DRAWING CONTAINS INFORMATION THAT IS PROPRIETARY TO MOLEX ELECTRONIC TECHNOLOGIES, LLC AND SHOULD NOT BE USED WITHOUT WRITTEN PERMISSION

DIMENSION UNITS mm	SCALE NTS	CURRENT REV DESC: MIGRATED TO NX		molex	
GENERAL TOLERANCES (UNLESS SPECIFIED)		EC NO: 705090			
ANGULAR TOL	± 0.5°	DRWN:	NMUTHARAYAPP	2018/10/29	PRODUCT CUSTOMER DRAWING
4 PLACES	±	CHK'D:	VINODM3	2022/04/22	
3 PLACES	±	APPR:	LZENG	2022/05/13	
2 PLACES	± 0.13	INITIAL REVISION:		DOCUMENT NUMBER	
1 PLACE	± 0.25	DRWN:	JLAURX	2008/10/23	SD-76410-001
0 PLACES	±	APPR:	JLAURX	2008/10/27	PSD 001 D4
DRAFT WHERE APPLICABLE MUST REMAIN WITHIN DIMENSIONS		THIRD ANGLE PROJECTION	DRAWING D-SIZE	SERIES 76410	MATERIAL NUMBER SEE TABLE
					CUSTOMER GENERAL MARKET
					SHEET NUMBER 1 OF 2

COPLANAR APPLICATION



COPLANAR MATED SIGNAL PATHS



FUNCTIONAL SYMBOLS	THIS DRAWING CONTAINS INFORMATION THAT IS PROPRIETARY TO MOLEX ELECTRONIC TECHNOLOGIES, LLC AND SHOULD NOT BE USED WITHOUT WRITTEN PERMISSION		CURRENT REV DESC: MIGRATED TO NX					
	DIMENSION UNITS	SCALE						
$F_A = 0$	mm	NTS	EC NO: 705090 DRWN: NMUTHARAYAPP 2018/10/29 CHK'D: VINODM3 2022/04/22 APPR: LZENG 2022/05/13 INITIAL REVISION: DRWN: JLAURX 2008/10/23 APPR: JLAURX 2008/10/27		IMPACT 3 PAIR RAM UNGUIDED SIGNAL MODULE SALES DRAWING			
$F_C = 0$	GENERAL TOLERANCES (UNLESS SPECIFIED)				PRODUCT CUSTOMER DRAWING			
$F_D = 0$	ANGULAR TOL $\pm 0.5^\circ$				DOCUMENT NUMBER	DOC TYPE	DOC PART	REVISION
DIVISIONAL SYMBOLS	4 PLACES	\pm			SD-76410-001	PSD	001	D4
	3 PLACES	\pm						
	2 PLACES	± 0.13						
	1 PLACE	± 0.25						
	0 PLACES	\pm						
DRAFT WHERE APPLICABLE MUST REMAIN WITHIN DIMENSIONS		THIRD ANGLE PROJECTION	DRAWING	SERIES	MATERIAL NUMBER	CUSTOMER	SHEET NUMBER	
			D-SIZE	76410	SEE TABLE	GENERAL MARKET	2 OF 2	