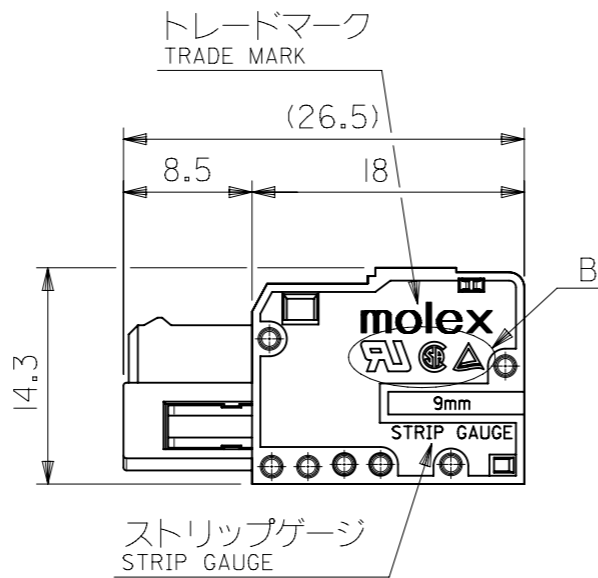
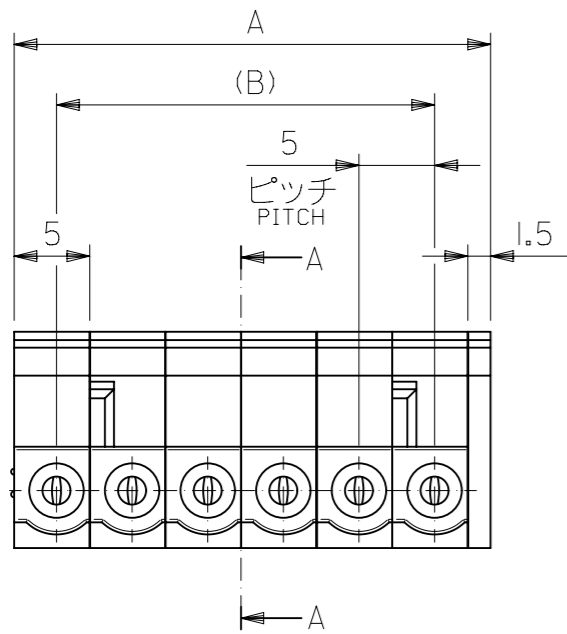
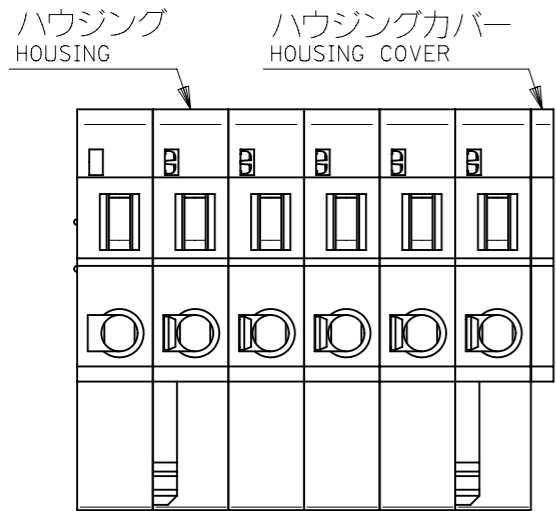


TRADE MARK LOCATION ON SIDE
MJX = JAPAN
MDG = DONGGUAN



注記 NOTES:

- 材質 MATERIAL
 ・ハウジング、ハウジングカバー
 HOUSING, HOUSING COVER
 ガラス無しポリブチレンテレフタレート、UL94V-0
 POLYBUTYLENE TELEPHTHALATE, GLASS NON FILLED, UL94V-0
 色：表参照
 COLOR : REFER TO THE CHART
 ・ターミナル
 TERMINAL
 銅合金
 COPPER ALLOY
 ・スプリング
 SPRING
 ステンレス
 STAINLESS STEEL
- メッキ仕様
 PLATING
 □Á□□□b□L□F 1.0□òm MIN.
 TIN PLATING : 1.0 MICROMETER MINIMUM
 □j□b□P□□□□b□L□F 1.0□òm MIN. (下地メッキ)
 NICKEL PLATING : 1.0 MICROMETER MINIMUM (UNDER PLATING)

- 適用電線範囲：AWG#14～#26
 APPLICABLE WIRE : AWG#14～#26
- 被覆外径：φ3.8 MAX.
 INS. DIA. : φ3.8 MAX.
- 適合レバー：54932-****
 APPLIED LEVER : 54932-****
- 製品番号
 MATERIAL NO.

54927-**2*


極数 CIRCUIT SIZE | 色 COLOR

アイボリー IVORY	0
黒 BLACK	1
灰 GRAY	5

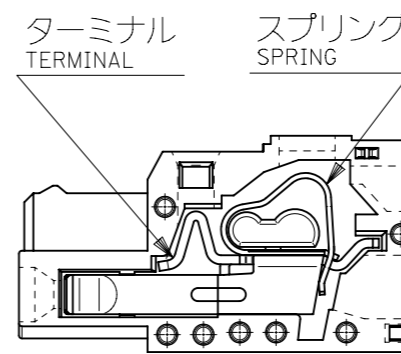
- 被覆剥き長さ：8～9mm
 INSULATION STRIPPING LENGTH : 8～9mm

8. 鉛フリー製品
 THIS PRODUCT IS LEAD FREE OF 54927-**1*.

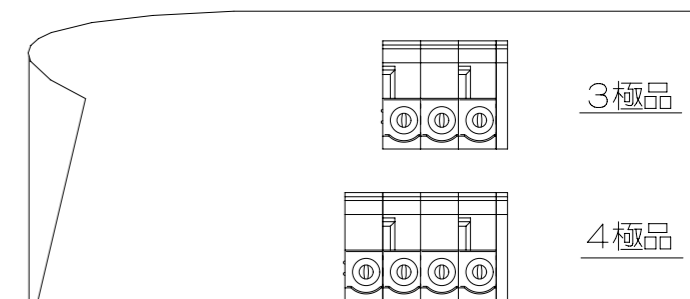
ULマーク UL MARK | CSAマーク CSA MARK | TÜVマーク TÜV MARK



詳細 B
 DETAIL B
 (SCALE 4:1)



断面 A-A
 SECTION A-A



15	21.5	54927-042*	4
10	16.5	54927-032*	3
B	A	△ 製品番号 MATERIAL NO.	極数 CIRCUITS

THIS DRAWING CONTAINS INFORMATION THAT IS PROPRIETARY TO MOLEX ELECTRONIC TECHNOLOGIES, LLC AND SHOULD NOT BE USED WITHOUT WRITTEN PERMISSION

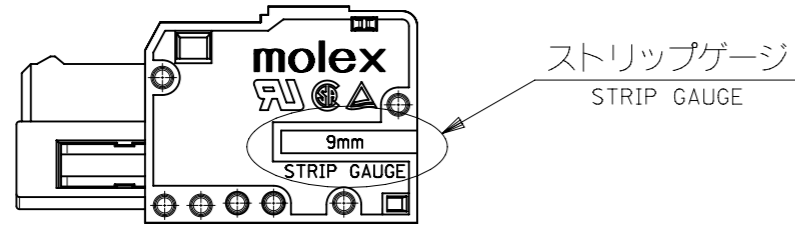
GENERAL TOLERANCES (UNLESS SPECIFIED)	
10 ^{UNDER}	±0.2
10 ^{OVER} 30 ^{UNDER}	±0.25
30 ^{OVER}	±0.3

DIMENSION UNITS: mm SCALE: 1:1 GENERAL TOLERANCES (UNLESS SPECIFIED): 4 PLACES: ±0.25 3 PLACES: ±0.25 2 PLACES: ±0.25 1 PLACE: ±0.25 0 PLACES: ±0.25 ANGULAR TOL: ±0.5° DRAFT WHERE APPLICABLE MUST REMAIN WITHIN DIMENSIONS	CURRENT REV DESC: EC NO: 624787 DRWN: RPRABHUM 2019/05/24 CHK'D: GGA 2019/11/11 APPR: GGA 2019/11/11 INITIAL REVISION: DRWN: BRUPERT 2012/02/09 APPR: JFMURPHY 2012/02/13 THIRD ANGLE PROJECTION DRAWING: A3-SIZE SERIES: 54927
---	---

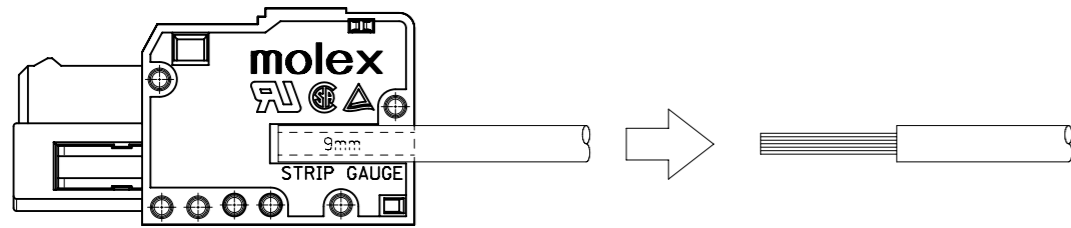
molex			
MTC (MULTI TERM CONN) 5MM REC HSG ASSY -LEAD FREE-			
PRODUCT CUSTOMER DRAWING			
DOCUMENT NUMBER	DOC TYPE	DOC PART	REVISION
SD-54927-004	PSD	001	B1
MATERIAL NUMBER	CUSTOMER	SHEET NUMBER	
SEE CHART	GENERAL MARKET	1 OF 2	

ストリップゲージの使用
USE OF STRIP GAUGE

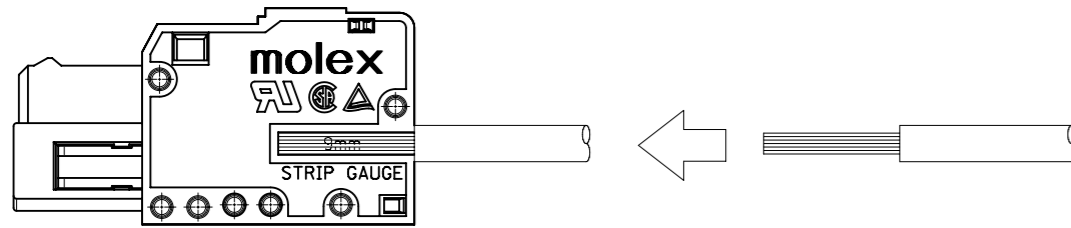
ハウジングカバーに付いているストリップゲージは、以下のようにご使用下さい。
PLEASE USE THE STRIP GAUGE WHICH HAS ADHERED TO THE HOUSING COVER AS SHOWN IN THE FIGURE BELOW.



1. 電線をストリップゲージに合わせて被覆を剥く。
THE ELECTRIC WIRE IS MATCHED TO THE STRIP GAUGE, AND STRIPPING INSULATION.

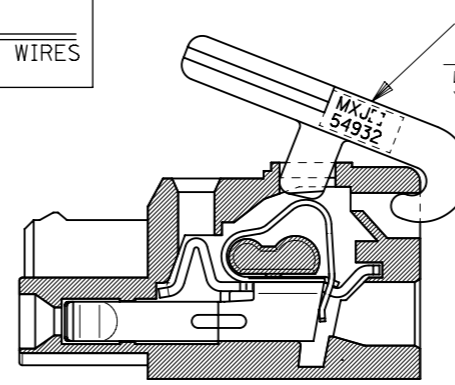


2. 既に被覆を剥いた電線をストリップゲージに合わせて被覆剥き長さを確認する。
THE ELECTRIC WIRE WHICH HAS ALREADY PEELLED OFF INSULATION IS MATCHED TO THE STRIP GAUGE, AND THE STRIPPING LENGTH IS CONFIRMED.



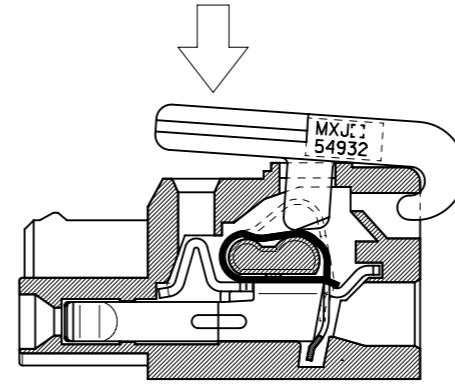
※ 被覆剥き長さ：8～9mm
STRIPPING LENGTH : 8~9mm

結線方法
METHOD OF CONNECTING WIRES

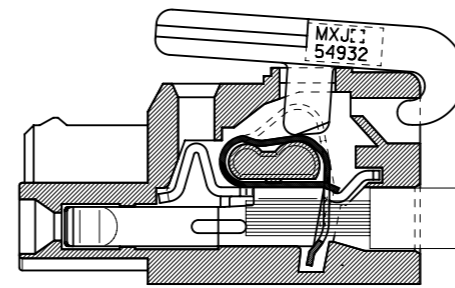


結線レバー
LEVER
54932-****

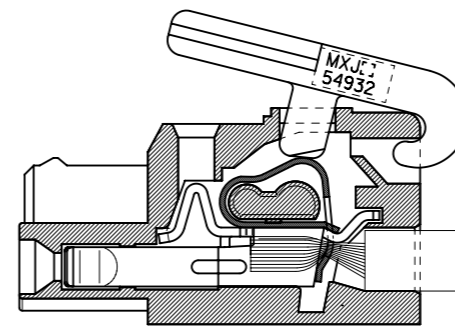
1. 結線レバーをハウジングに装着する。(脱着自在)
THE LEVER OF CONNECTING WIRES IS INSTALLED IN THE HOUSING. (DETACHING IS FREE)



2. 結線レバーを矢印方向に押す。
THE LEVER OF CONNECTING WIRES IS PUSHED IN THE DIRECTION OF THE ARROW.



3. 結線レバーを押したまま電線を矢印方向に挿入する。
THE ELECTRIC WIRE IS INSERTED IN THE DIRECTION OF THE ARROW WITH THE LEVER OF CONNECTING WIRES PUSHED.



4. 結線レバーを放す。
THE LEVER OF CONNECTING WIRES IS RELEASED.

THIS DRAWING CONTAINS INFORMATION THAT IS PROPRIETARY TO MOLEX ELECTRONIC TECHNOLOGIES, LLC AND SHOULD NOT BE USED WITHOUT WRITTEN PERMISSION

DIMENSION UNITS: mm SCALE: 2:1

GENERAL TOLERANCES (UNLESS SPECIFIED)

	MM	INCH
4 PLACES	±	±
3 PLACES	±	±
2 PLACES	±	±
1 PLACE	±	±
0 PLACES	±	±

GENERAL TOLERANCES (UNLESS SPECIFIED)

10 ^{UNDER}	±0.2
10 ^{OVER} 30 ^{UNDER}	±0.25
30 ^{OVER}	±0.3

ANGULAR TOL ± 0.5°
DRAFT WHERE APPLICABLE MUST REMAIN WITHIN DIMENSIONS

CURRENT REV DESC:

EC NO: 624787
DRWN: RPRABHUM 2019/05/24
CHK'D: GGA 2019/11/11
APPR: GGA 2019/11/11

INITIAL REVISION:
DRWN: BRUPERT 2012/02/09
APPR: JFMURPHY 2012/02/13

molex

MTC (MUTLI TERM CONN)
5MM REC HSG ASSY -LEAD FREE-

PRODUCT CUSTOMER DRAWING

DOCUMENT NUMBER	DOC TYPE	DOC PART	REVISION
SD-54927-004	PSD	001	B1

DRAWING	SERIES	MATERIAL NUMBER	CUSTOMER	SHEET NUMBER
A3-SIZE	54927	SEE CHART	GENERAL MARKET	2 OF 2