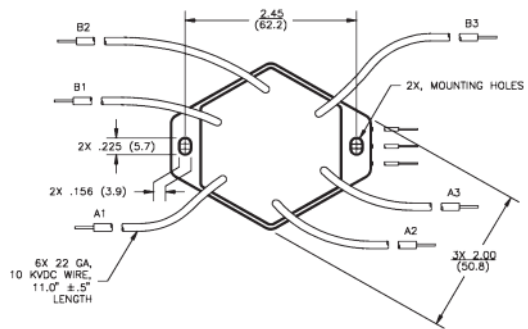
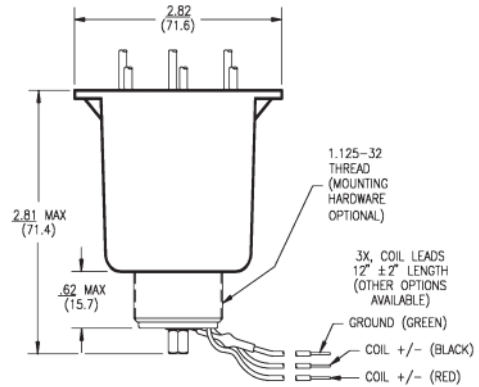



KM-17 Series Make Only Load Switching — 7.5 kV Relays

Product Facts

- Double pole, double throw contacts
- SF-6 gas-filled for ideal discharge waveform
- High voltage flying leads
- Tabs for easy mount
- Widely used in defibrillator applications

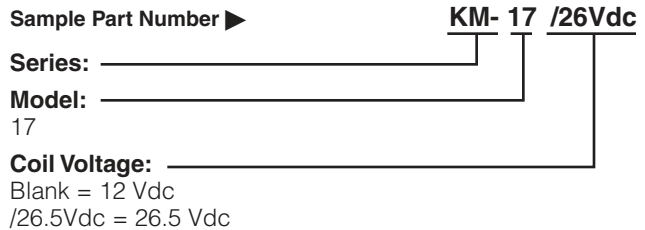


Product Specifications for KM-17

- Contact Arrangement** — DPDT
- Contact Form** — 2C
- Test Voltage, DC or 60 Hz (Peak)** — 14 kV
- Rated Operating Voltage (Peak)** — DC or 60 Hz — 7.5 kV
- Continuous Carry Current, Max.** — DC or 60 Hz — 10 A
- Coil Hi-Pot (Vrms, 60 Hz) — 500 A
- Contact Capacitance** — Between Open Contacts — N/A
- Open Contacts to Ground — N/A
- Contact Resistance, Max.** — 0.5 ohm*
- Operate Time, Max.** — 20 ms
- Release Time, Max.** — 20 ms
- Shock, 11ms, 1/2 Sine (Peak)** — 10 g

- Vibration** — Peak — 10 g (55 to 500 Hz)
- Operating Ambient Temperature Range** — -20°C to +65°C
- Insulation Resistance** — Initial — 10 gigaohms
- Mechanical Life** — 1010,000 cycle
- Weight, Nominal** — KM-17 — 311.8 g (11 oz.)

Ordering Information



Coil Data

Nominal Volts DC	12 Vdc	26 Vdc
Pickup, Max.	8 Vdc	16 Vdc
Dropout	.5-5 Vdc	1-10 Vdc
Coil Resistance (±10%)	12 Ω	48 Ω

Ratings listed are for 25°C, sea level conditions
Coils are not for continuous duty.

For factory-direct application assistance, dial 800-253-4560, ext. 2055, or 805-220-2055.