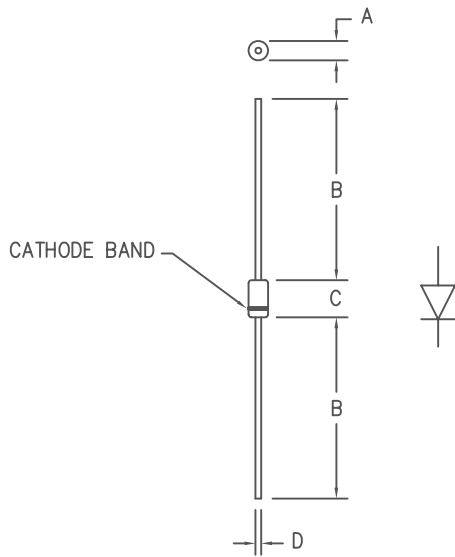


1 Amp Schottky Rectifier MSG110



Dim.	Inches		Millimeter		Notes
	Minimum	Maximum	Minimum	Maximum	
A	.081	.107	2.057	2.718	Dia.
B	1.10	---	27.94	---	
C	.160	.205	4.064	5.207	
D	.028	.034	.711	.864	Dia.

GLASS HERMETIC D041

Microsemi Catalog Number	Working Peak Reverse Voltage	Repetitive Peak Reverse Voltage
MSG110	100V	100V

- Schottky Barrier Rectifier
- Guard Ring Protection
- 175°C Junction Temperature
- VRRM 100 Volts
- Hermetic Package

Electrical Characteristics

Average forward current	I _{F(AV)} 1.0 Amps	T _L = 125°C Square wave
Maximum surge current	I _{FSM} 50 Amps	8.3ms, half sine, T _J = 175°C
Max peak forward voltage	V _{FM} .83 Volts	I _{FM} = 1.0A; T _J = 25°C*
Max peak reverse current	I _{RM} 100 μA	V _{RRM} , T _J = 25°C
Typical junction capacitance	C _J 45pF	V _R = 5.0V, T _J = 25°C

*Pulse test: Pulse width 300 μsec, Duty cycle 2%

Thermal and Mechanical Characteristics

Storage temperature range	T _{STG}	-65°C to 175°C
Operating junction temp range	T _J	-65°C to 175°C°
Maximum thermal resistance	L = 1/4" R _{θJL}	30°C/W Junction to Lead
Weight		.012 ounces (0.38 grams) typical



8700 East Thomas Road, P.O. Box 1390
Scottsdale, AZ 85252
PH: (480) 941-6300
FAX: (480) 947-1503
www.microsemi.com

05-25-07 Rev. 2

MSG110

Figure 1
Typical Forward Characteristics

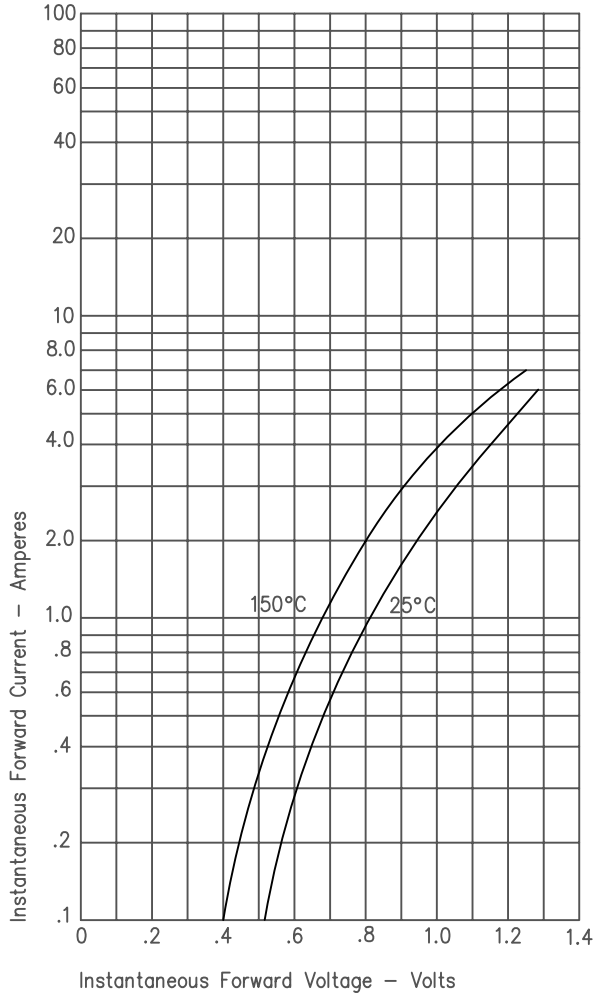


Figure 3
Typical Junction Capacitance

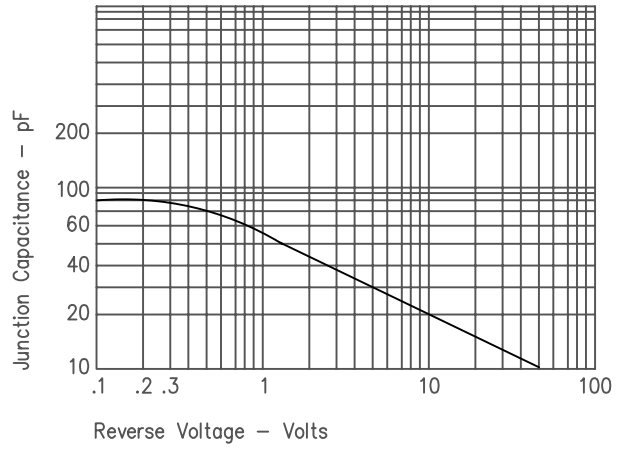


Figure 2
Typical Reverse Characteristics

