

HC-STA-A03PT-BWS-HS-M20-ELCAL - Connector set



1424451

<https://www.phoenixcontact.com/us/products/1424451>

Please be informed that the data shown in this PDF document is generated from our online catalog. Please find the complete data in the user documentation. Our general terms of use for downloads are valid.



Connector set, number of positions: 3, connection method: Push-in connection, connection cross section: AWG 26- 16

Commercial data

Item number	1424451
Packing unit	1 pc
Minimum order quantity	1 pc
Sales key	BF63
Product key	BF7AFX
GTIN	4055626372808
Weight per piece (including packing)	133 g
Weight per piece (excluding packing)	135 g
Customs tariff number	85366990
Country of origin	CN

HC-STA-A03PT-BWS-HS-M20-ELCAL - Connector set



1424451

<https://www.phoenixcontact.com/us/products/1424451>

Set consists of

HC-A03-I-PT-M - Contact insert

1585252

<https://www.phoenixcontact.com/us/products/1585252>



Contact insert, number of positions: 3+PE, size: D7, number of connections per position: 1, Pin, Push-in connection, 230 V/400 V, 10 A, 0.14 mm² ... 1.5 mm²

HC-A03-I-PT-F - Contact insert

1585265

<https://www.phoenixcontact.com/us/products/1585265>



Contact insert, number of positions: 3+PE, size: D7, number of connections per position: 1, Socket, Push-in connection, 230 V/400 V, 10 A, 0.14 mm² ... 1.5 mm²

HC-STA-A03PT-BWS-HS-M20-ELCAL - Connector set



1424451

<https://www.phoenixcontact.com/us/products/1424451>

HC-STA-D07-BWS-EL-AL - Housing

1419249

<https://www.phoenixcontact.com/us/products/1419249>



Panel mounting base D7, with single locking latch, material: Die-cast aluminum, salt water resistant, height: 25.5 mm, cable gland: none, Standard

HC-STA-D07-HHFS-1STM20-EL-AL - Housing

1419235

<https://www.phoenixcontact.com/us/products/1419235>



Sleeve housing D7, for single locking latch, material: Die-cast aluminum, salt water resistant, cable outlets: 1, lateral, 1x M20, height: 52.8 mm, cable gland: none, Standard

HC-STA-A03PT-BWS-HS-M20-ELCAL - Connector set



1424451

<https://www.phoenixcontact.com/us/products/1424451>

G-INS-M20-S68N-NNES-S - Cable gland

1411163

<https://www.phoenixcontact.com/us/products/1411163>



Cable gland, material for screw connection: Brass, nickel-plated, external cable diameter 6 mm ... 12 mm, shielding: no, connecting thread: M20 x 1.5, color: silver, with O-ring

1424451

<https://www.phoenixcontact.com/us/products/1424451>

Technical data

Product properties

Type	D7
Product type	Connector set
Number of positions	3
Application	Standard
No. of cable outlets	1
Housing type	Complete housing
Protective cover	no

Insulation characteristics

Overvoltage category	III
Degree of pollution	3

Electrical properties

Rated voltage (III/3)	230 V (Conductor-PE)
	400 V (Conductor-Conductor)
Rated voltage for power contacts	230/400 V
Rated surge voltage	4 kV
Rated current	10 A

Connection data

Connection method	Push-in connection
Connection technology	Push-in connection
Conductor cross section	0.14 mm ² ... 1.5 mm ² (with ferrule)
	0.14 mm ² ... 1.5 mm ² (with ferrule)
Connection cross section AWG	26 ... 16 (with ferrule)
Stripping length of the individual wire	10 mm

Dimensions

Installation dimensions

Width of the assembly cutout	21 mm
Length of the assembly cutout	21 mm

Material specifications

Material	Die-cast aluminum, saltwater-resistant
Flammability rating according to UL 94	V0
Seal material	NBR, conductive
Contact material	Copper alloy
Contact surface material	Ag
Contact carrier material	PC
Locking latch material	PA
Impact strength	IK06

HC-STA-A03PT-BWS-HS-M20-ELCAL - Connector set



1424451

<https://www.phoenixcontact.com/us/products/1424451>

Cable/line

External cable diameter ()	6 mm ... 12 mm
	10 mm ... 12 mm (for UL 514 B)
Stripping length of the individual wire	10 mm

Environmental and real-life conditions

Ambient conditions

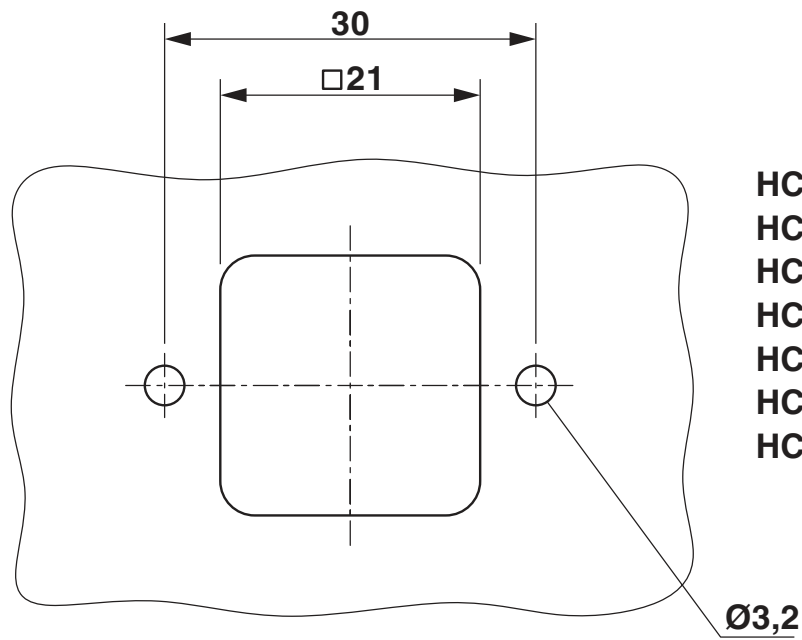
Degree of protection	IP66
	IP67
Degree of protection (NEMA)	4 (UL 50e)
	4X (UL 50e)
	12 (UL 50e)
Impact strength	IK06
Ambient temperature (operation)	-40 °C ... 100 °C

Mounting

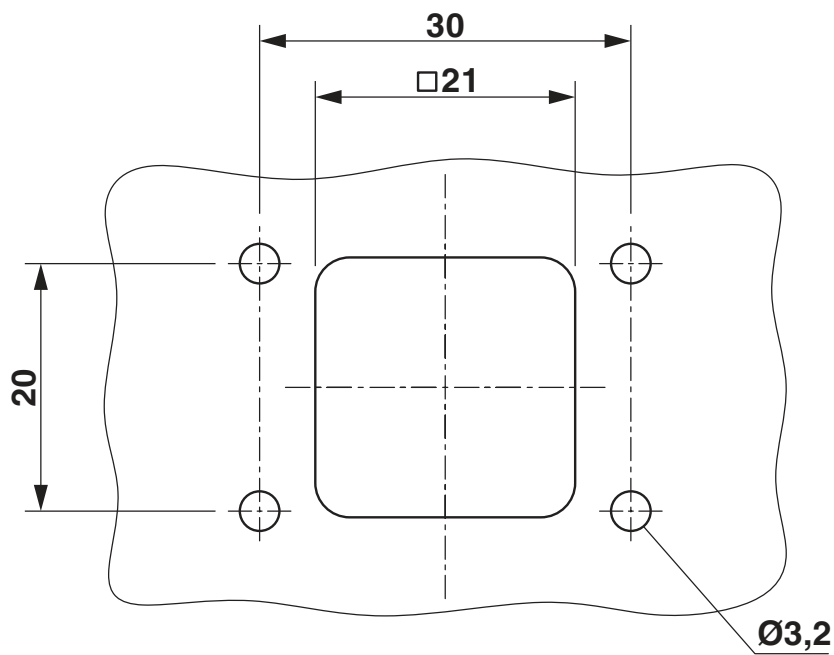
Connection method	Push-in connection
-------------------	--------------------

Drawings

Dimensional drawing



- HC-A03
- HC-A04
- HC-D07
- HC-D08
- HC-Q05
- HC-Q07
- HC-Q12



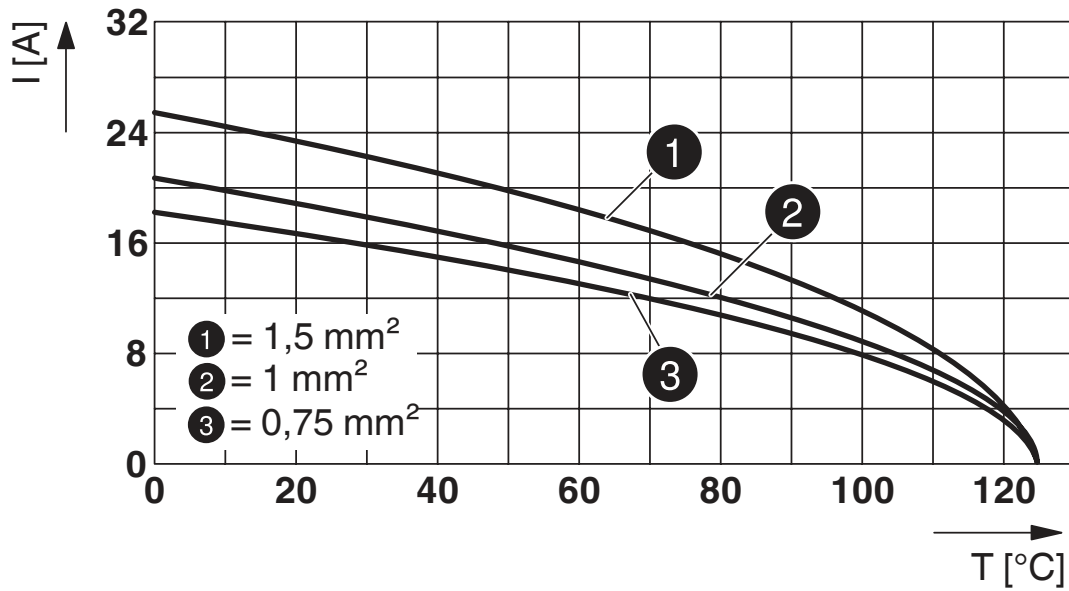
- HC-Q02
- HC-Q03
- HC-Q04

Mounting cutout

1424451

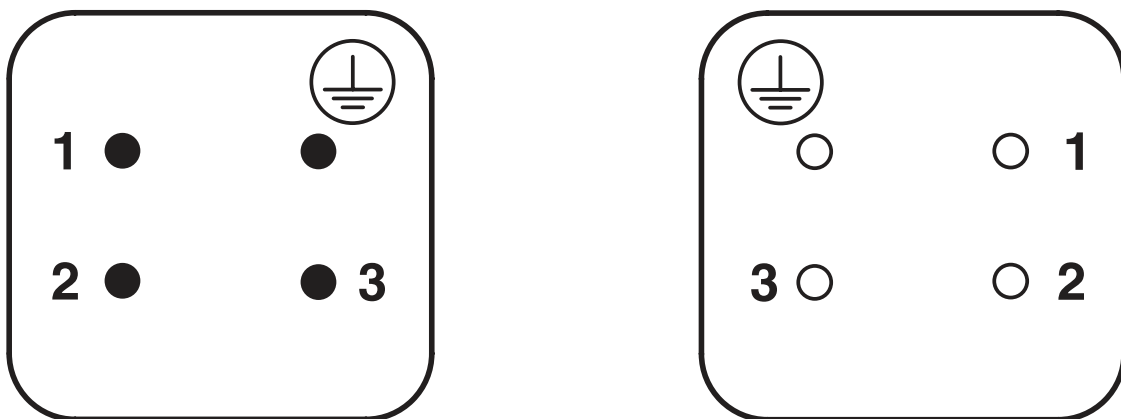
<https://www.phoenixcontact.com/us/products/1424451>

Diagram



Derating diagram

Schematic diagram



Pin assignment, connection side, pin left, socket right

1424451

<https://www.phoenixcontact.com/us/products/1424451>

Approvals

🔗 To download certificates, visit the product detail page: <https://www.phoenixcontact.com/us/products/1424451>

DNV

Approval ID: TAE000037S



EAC

Approval ID: RU C-DE.BL08.B.00511

1424451

<https://www.phoenixcontact.com/us/products/1424451>

Classifications

ECLASS

ECLASS-11.0	27440101
ECLASS-12.0	27440113
ECLASS-13.0	27440113

ETIM

ETIM 8.0	EC002636
----------	----------

UNSPSC

UNSPSC 21.0	39121400
-------------	----------

1424451

<https://www.phoenixcontact.com/us/products/1424451>

Environmental product compliance

REACH SVHC	Lead 7439-92-1
China RoHS	Environmentally Friendly Use Period = 50 years
	For information on hazardous substances, refer to the manufacturer's declaration available under "Downloads"

Phoenix Contact 2023 © - all rights reserved

<https://www.phoenixcontact.com>

Phoenix Contact USA
586 Fulling Mill Road
Middletown, PA 17057, United States
(+717) 944-1300
info@phoenixcon.com