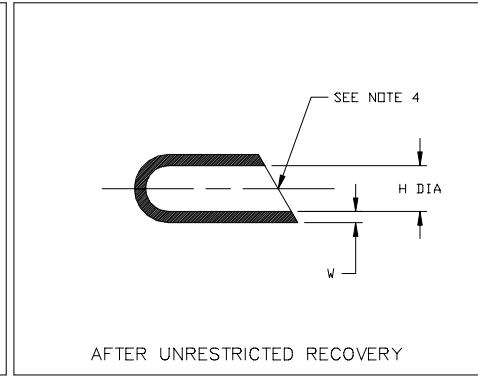
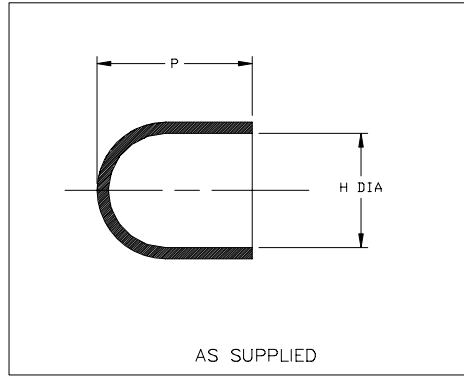


Thermofit<sup>®</sup> Molded Parts  
 Specification Control Drawing  
 Limited Distribution

Part Number : 101A073-X-04  
 Description : Cap, Round End

NOTES

- All dimensions are in  $\frac{\text{inches}}{[\text{millimeters}]}$
- Dimensions appearing in table are as follows:
  - a - As Supplied
  - b - After Unrestricted Recovery
- Coating is optional. As supplied dimensions appearing in table are for uncoated parts. When coating is added, entry diameters will be reduced by .06 max.
- Recovered parts may have angularity of 30° - 45°.



PART NUMBER	H		P	W
	Min	Max	±10%	±20%
	a	b	a	b
101A073-X-04	1.55 [39,4]	.71 [18,0]	2.30 [58,4]	.10 [25,4]

**Raychem**

RAYCHEM CORPORATION  
 300 CONSTITUTION DRIVE  
 MENLO PARK, CALIFORNIA 94025

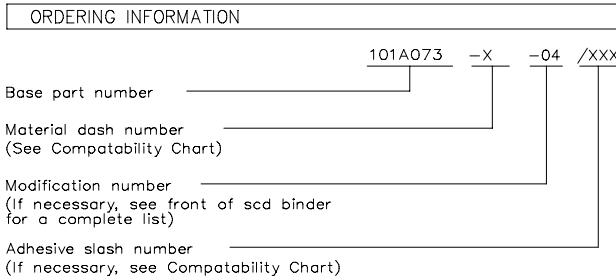
Revision : A  
 Date : 10/16/96

Part Number : 101A073-X-04  
 Description : Cap, Round End

Thermofit<sup>®</sup> Molded Parts  
 Specification Control Drawing  
 Limited Distribution

Part Number : 101A073-X-04  
 Description : Cap, Round End

COMPATABILITY CHART					
MATERIAL DASH NO.	MATERIAL DESCRIPTION	RT SPEC	COATING SLASH NO.	COATING S NO.	COATING DESCRIPTION
-3	Polyolefin, Semi-Rigid	RT-301			



THIS DRAWING IS SUBJECT TO CHANGE WITHOUT NOTICE; CONSULT YOUR NEAREST FIELD REPRESENTATIVE FOR CURRENT REVISION

**Raychem**

RAYCHEM CORPORATION  
 300 CONSTITUTION DRIVE  
 MENLO PARK, CALIFORNIA 94025

Revision : A  
 Date : 10/16/96

Part Number : 101A073-X-04  
 Description : Cap, Round End

CAD FILE MP96579