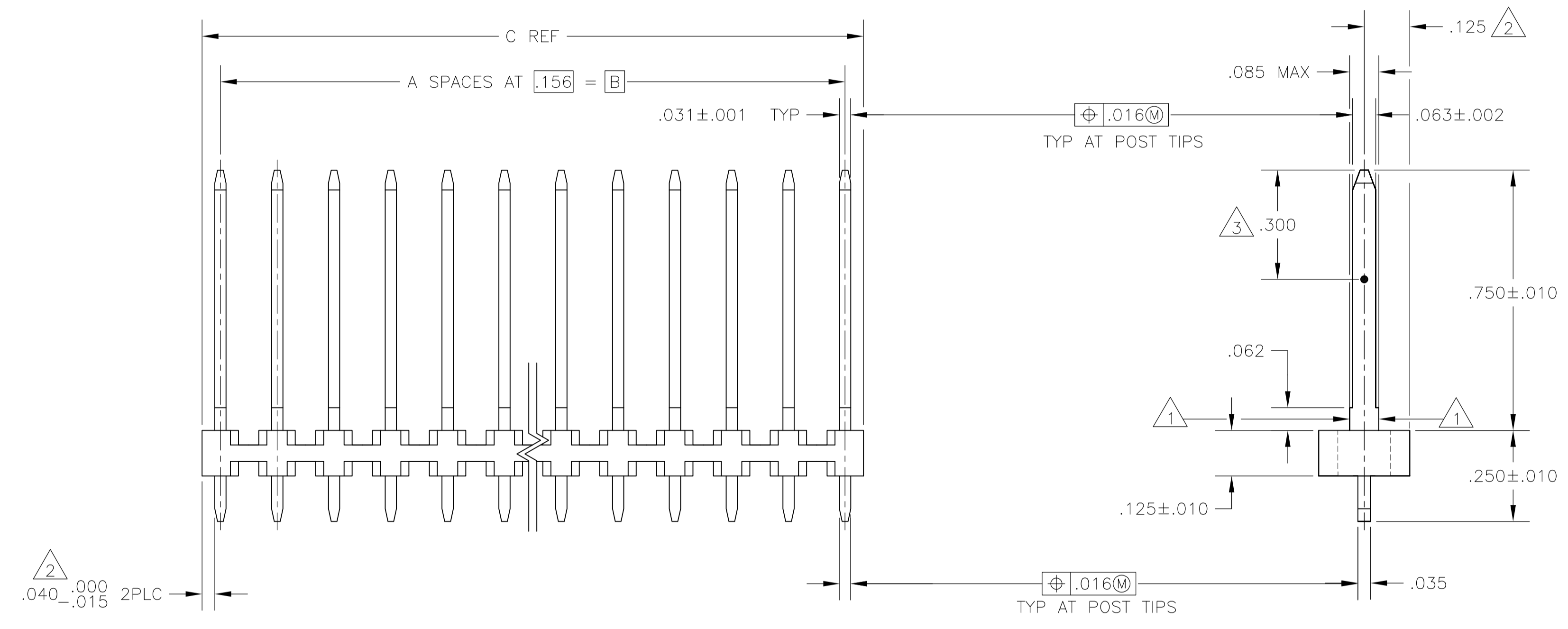
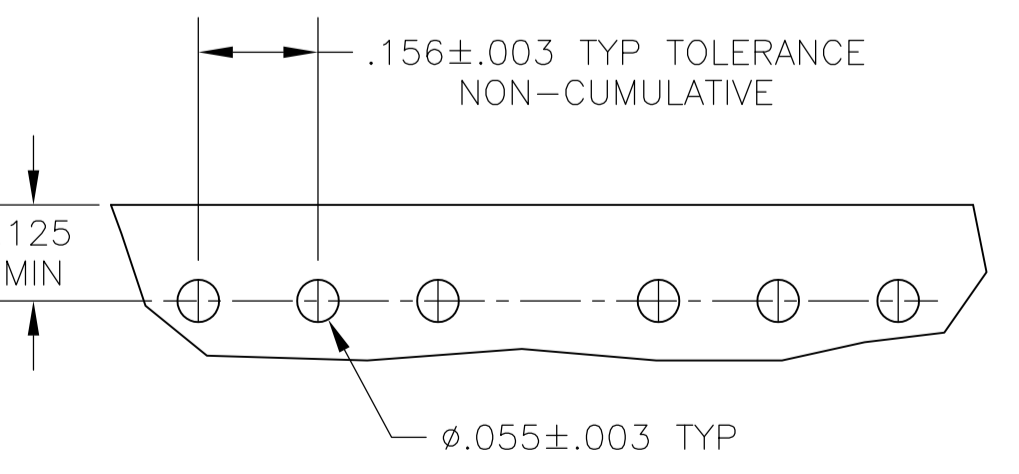


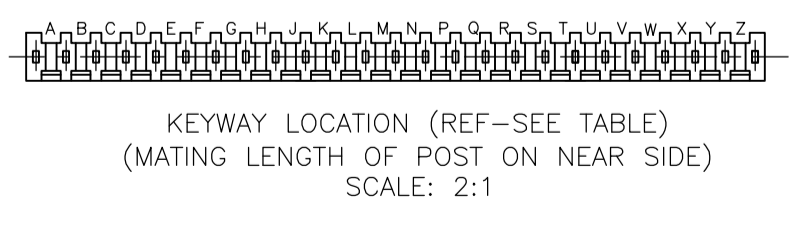
- 1 THE NOTED DIMENSIONS APPLY AT THE INTERSECTION OF THE POST AND THE HOUSING
- 2 THESE SURFACES WILL NOT BE PLATED
- 3 POINT OF MEASUREMENT FOR PLATING THICKNESS
- 4 OBSOLETE PARTS: OBSOLETE CIS STREAMLINING PER D.RENAUD/D.SINISI



2  
 .040-.000  
 .015 2PLC



RECOMMENDED HOLE LAYOUT



OBSOLETE	-	0	5.415	5.304	34	35	3-85923-5
OBSOLETE	-	0	5.259	5.148	33	34	3-85923-4
OBSOLETE	-	0	5.103	4.992	32	33	3-85923-3
OBSOLETE	-	0	4.947	4.836	31	32	3-85923-2
OBSOLETE	-	0	4.791	4.680	30	31	3-85923-1
OBSOLETE	-	0	4.635	4.524	29	30	3-85923-0
OBSOLETE	-	0	4.479	4.368	28	29	2-85923-9
OBSOLETE	-	0	4.323	4.212	27	28	2-85923-8
OBSOLETE	-	0	4.167	4.056	26	27	2-85923-7
OBSOLETE	-	0	4.011	3.900	25	26	2-85923-6
4 OBSOLETE	A,C,E,H,K,M,Q,S,U,W,Y	11	3.855	3.744	24	25	2-85923-5
	A,C,E,G,J,L,N,Q,S,U,W,Y	12	3.699	3.588	23	24	2-85923-4
	A,D,G,K,N,R,U,X	8	3.543	3.432	22	23	2-85923-3
	A,C,E,G,J,L,N,Q,S,U,W	11	3.387	3.276	21	22	2-85923-2
	A,D,G,K,N,R,U	7	3.231	3.120	20	21	2-85923-1
	A,C,E,G,J,L,N,Q,S,U	10	3.075	2.964	19	20	2-85923-0
	B,D,F,J,L,N,Q,S	8	2.919	2.808	18	19	1-85923-9
	A,D,F,J,M,P,S	7	2.763	2.652	17	18	1-85923-8
	A,D,G,K,N,R	6	2.607	2.496	16	17	1-85923-7
	A,C,E,G,J,L,N,Q	8	2.451	2.340	15	16	1-85923-6
4 OBSOLETE	A,D,G,K,N	5	2.295	2.184	14	15	1-85923-5
	A,C,E,G,J,L,N	7	2.139	2.028	13	14	1-85923-4
	A,D,J,M	4	1.983	1.872	12	13	1-85923-3
	A,C,E,G,J,L	6	1.827	1.716	11	12	1-85923-2
	A,D,G,K	4	1.671	1.560	10	11	1-85923-1
	A,C,E,G,J	5	1.515	1.404	9	10	1-85923-0
	A,D,G	3	1.359	1.248	8	9	85923-9
	A,C,E,G	4	1.203	1.092	7	8	85923-8
	A,C,E	3	1.047	.936	6	7	85923-7
	A,C,E	3	.891	.780	5	6	85923-6
4 OBSOLETE	A,D	2	.735	.624	4	5	85923-5
	A,C	2	.579	.468	3	4	85923-4
	A	1	.423	.312	2	3	85923-3
	A	1	.267	.156	1	2	85923-2
	A	0	.111	-	1	1	85923-1
KEYWAY LOCATIONS	NO OF KEYWAY	C	B	A	NO OF POSN	ASSEMBLY PART NUMBER	

THIS DRAWING IS A CONTROLLED DOCUMENT. **TYCO ELECTRONICS** Tyco Electronics Corporation Harrisburg, PA 17105-3608

DIMENSIONS: INCHES	TOLERANCES UNLESS OTHERWISE SPECIFIED:	0 PLC ± -	1 PLC ± -	2 PLC ± -	3 PLC ± .005	4 PLC ± -	ANGLES ± -
MATERIAL: HOUSING: FLAME RETARDANT THERMOPLASTIC; COLOR - BLACK; POSTS - BRASS	FINISH: 000000 GOLD IN CONTACT AREA; GOLD FLASH ON REMAINDER OF POST ALL OVER; 000000 NICKEL	SIZE: A1	WEIGHT: -	CAGE CODE: 00779	DRAWING NO: 85923	RESTRICTED TO: -	SCALE: 4:1

CUSTOMER DRAWING SHEET 1 OF 1 REV 1