

1744428-7 ✓ ACTIVE



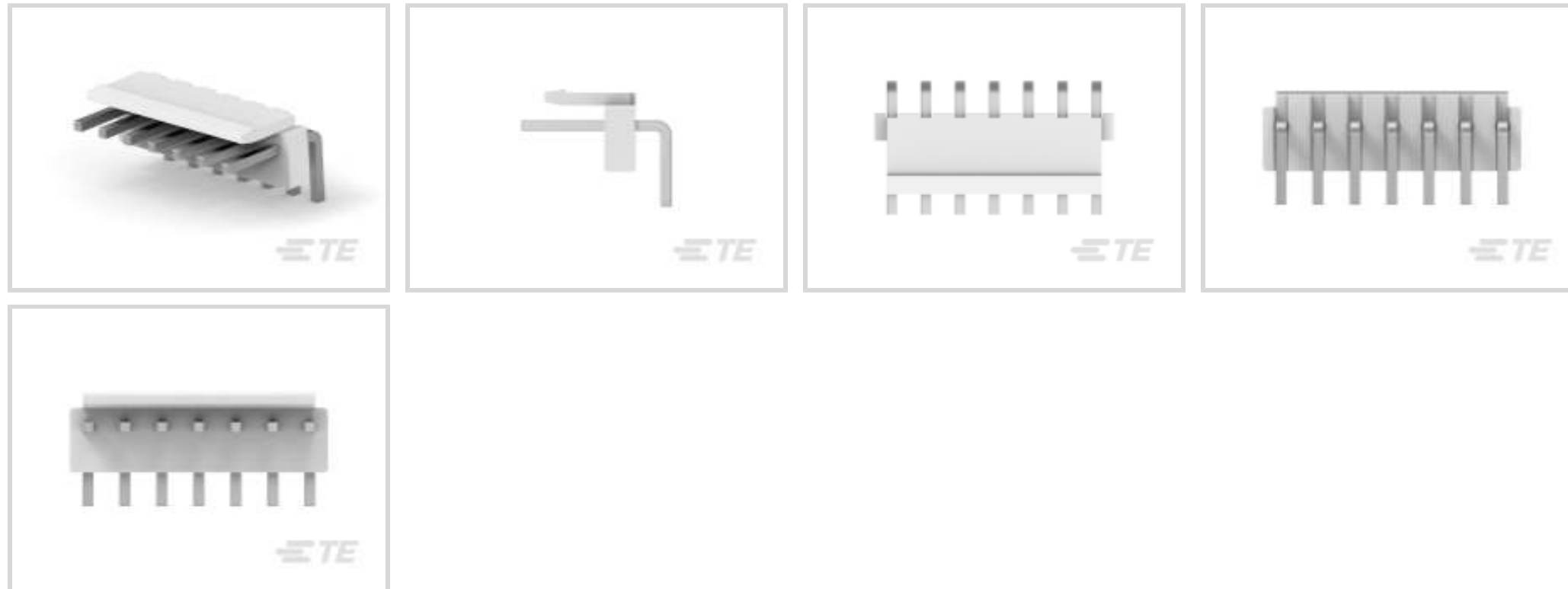
Economy Power

TE Internal #: 1744428-7

Rectangular Power Connectors, Header, Plug, Wire-to-Board, 7 Position, 3.96 mm [.156 in] Centerline, Printed Circuit Board, UL 94V-0, Economy Power

[View on TE.com >](#)

Connectors > Power Connectors > Rectangular Power > Rectangular Power Connectors



Rectangular Power Connector Type: **Header**

Connector & Housing Type: **Plug**

Connector System: **Wire-to-Board**

Number of Positions: **7**

Centerline (Pitch): **3.96 mm [.156 in]**

### Features

#### Product Type Features

|                                   |                       |
|-----------------------------------|-----------------------|
| Header Type                       | Partially Shrouded    |
| Rectangular Power Connector Type  | Header                |
| Connector & Housing Type          | Plug                  |
| Connector System                  | Wire-to-Board         |
| Sealable                          | No                    |
| Connector & Contact Terminates To | Printed Circuit Board |

#### Configuration Features

|                            |             |
|----------------------------|-------------|
| Number of Positions        | 7           |
| PCB Mount Orientation      | Right Angle |
| Number of Power Positions  | 7           |
| Number of Signal Positions | 0           |
| Number of Rows             | 1           |

#### Electrical Characteristics

|                   |         |
|-------------------|---------|
| Operating Voltage | 250 VDC |
|-------------------|---------|



### Contact Features

|   |                           |
|---|---------------------------|
| Mating Post Length                                      | 8.6 mm[.339 in]           |
| PCB Contact Termination Area Plating Material Thickness | 2 $\mu$ m[80 $\mu$ in]    |
| Contact Layout  | Inline                    |
| Contact Mating Area Plating Material                    | Tin                       |
| Contact Base Material                                   | Brass                     |
| Contact Current Rating (Max)                            | 8 A                       |
| Contact Retention Within Housing                        | Without                   |
| Contact Type  | Pin                       |
| PCB Contact Termination Area Plating Material           | Tin                       |
| Contact Mating Area Plating Material Thickness          | 2.03 $\mu$ m[80 $\mu$ in] |

### Termination Features

|   |                       |
|---|-----------------------|
| Termination Post & Tail Length              | 3.6 mm[.141 in]       |
| Termination Method to Printed Circuit Board | Through Hole - Solder |

### Mechanical Attachment

|                         |             |
|-------------------------|-------------|
| Strain Relief           | Without     |
| Mating Retention        | With        |
| Mating Alignment        | Without     |
| PCB Mount Alignment     | Without     |
| PCB Mount Retention     | Without     |
| Connector Mounting Type | Board Mount |

### Housing Features

|                    |                  |
|--------------------|------------------|
| Centerline (Pitch) | 3.96 mm[.156 in] |
| Housing Color      | Natural          |
| Housing Material   | Nylon            |

### Dimensions

|                  |                   |
|------------------|-------------------|
| Connector Height | 9.4 mm[.37 in]    |
| Product Length   | 27.72 mm[1.09 in] |

### Usage Conditions

|                             |                            |
|-----------------------------|----------------------------|
| Operating Temperature Range | -25 – 105 °C[-13 – 221 °F] |
|-----------------------------|----------------------------|

### Operation/Application

|                     |       |
|---------------------|-------|
| Circuit Application | Power |
|---------------------|-------|



### Industry Standards

|                        |                           |
|------------------------|---------------------------|
| UL Flammability Rating | UL 94V-0                  |
| Glow Wire Rating       | GWT 750°C (Without Flame) |

### Packaging Features

|                    |     |
|--------------------|-----|
| Packaging Quantity | 900 |
| Packaging Method   | Bag |

### Product Compliance

[For compliance documentation, visit the product page on TE.com>](#)

|   |   |
|---|---|
| EU RoHS Directive 2011/65/EU                  | Compliant   |
| EU ELV Directive 2000/53/EC                   | Compliant   |
| China RoHS 2 Directive MIIT Order No 32, 2016 | No Restricted Materials Above Threshold   |
| EU REACH Regulation (EC) No. 1907/2006        | Current ECHA Candidate List: JUNE 2023 (235)<br>Candidate List Declared Against: JUNE 2023 (235)<br>Does not contain REACH SVHC |
| Halogen Content                               | Not Low Halogen - contains Br or Cl > 900 ppm.  |
| Solder Process Capability                     | Wave solder capable to 265°C  |

#### Product Compliance Disclaimer

This information is provided based on reasonable inquiry of our suppliers and represents our current actual knowledge based on the information they provided. This information is subject to change. The part numbers that TE has identified as EU RoHS compliant have a maximum concentration of 0.1% by weight in homogenous materials for lead, hexavalent chromium, mercury, PBB, PBDE, DBP, BBP, DEHP, DIBP, and 0.01% for cadmium, or qualify for an exemption to these limits as defined in the Annexes of Directive 2011/65/EU (RoHS2). Finished electrical and electronic equipment products will be CE marked as required by Directive 2011/65/EU. Components may not be CE marked. Additionally, the part numbers that TE has identified as EU ELV compliant have a maximum concentration of 0.1% by weight in homogenous materials for lead, hexavalent chromium, and mercury, and 0.01% for cadmium, or qualify for an exemption to these limits as defined in the Annexes of Directive 2000/53/EC (ELV). Regarding the REACH Regulation, the information TE provides on SVHC in articles for this part number is based on the latest European Chemicals Agency (ECHA) 'Guidance on requirements for substances in articles' posted at this URL: <https://echa.europa.eu/guidance-documents/guidance-on-reach>

### Compatible Parts

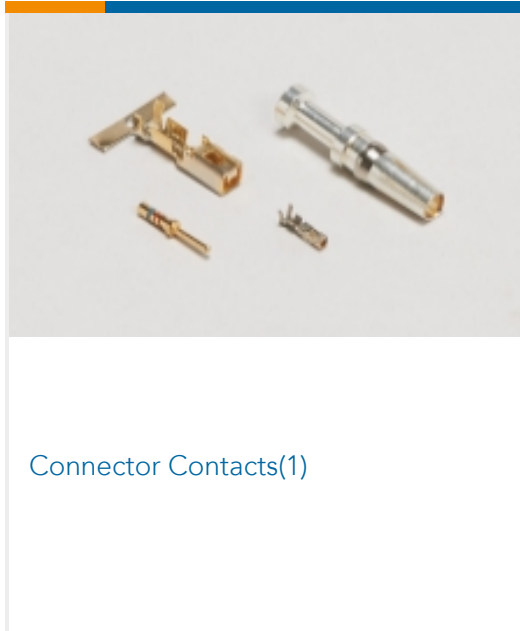


TE Part # 1744416-7  
7 POS EP II HSG, GLOW WIRE

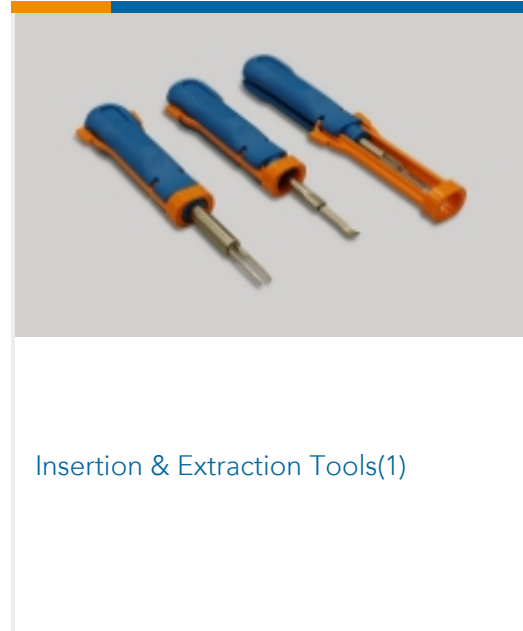


TE Part # 1744544-7  
EP II TPA 07P, BLACK

## Also in the Series | Economy Power




Connector Contacts(1)




Insertion & Extraction Tools(1)




PCB Headers & Receptacles(162)



PCB Latches, Locks & Retainers(2)



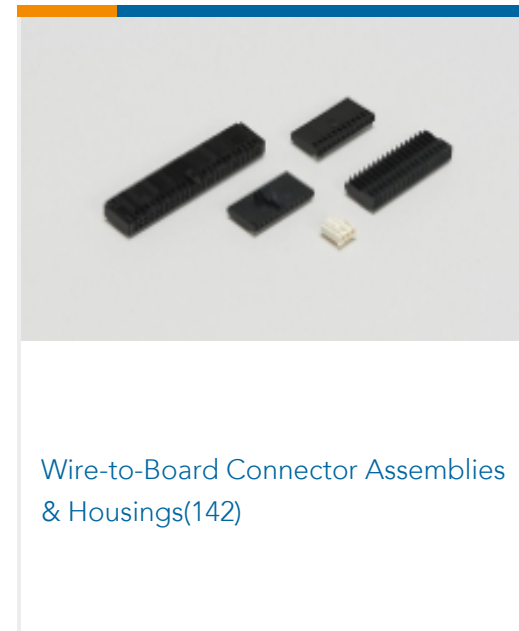
Power Contacts(8)



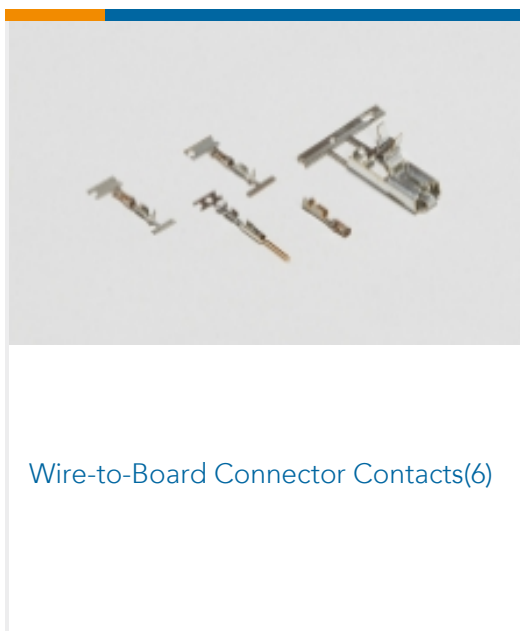
Rectangular Connector Housings(1)



Rectangular Power Connectors(302)



Wire-to-Board Connector Assemblies & Housings(142)



Wire-to-Board Connector Contacts(6)

## Customers Also Bought



TE Part #5747842-4  
25 MSFL PLUG RA 318 (IN,FM,BL)



TE Part #5749070-7  
68 50SR VERT RCPT ASSY



TE Part #8-188275-2  
MICRO-MATCH SMD FTE



TE Part #DT06-3S-EP06  
PLG, 3P, BLK, N, SEAL RET, CAP



## Documents

### Product Drawings

[3.96 EP HDR ASSY 7P R/A, GW](#)

English

### CAD Files

[3D PDF](#)

3D

Customer View Model

[ENG\\_CVM\\_CVM\\_1744428-7\\_E.2d\\_dxf.zip](#)

English

Customer View Model

[ENG\\_CVM\\_CVM\\_1744428-7\\_E.3d\\_igs.zip](#)

English

Customer View Model

[ENG\\_CVM\\_CVM\\_1744428-7\\_E.3d\\_stp.zip](#)

English

By downloading the CAD file I accept and agree to the [Terms and Conditions](#) of use.

### Datasheets & Catalog Pages

[Economy Power II \(EP II\) Glow Wire test compliant connectors](#)

English

[1-1773885-9 Economy Power Connectors](#)

English

### Product Specifications

[Application Specification](#)

Japanese





### Application Specification

English

---

### Product Environmental Compliance

#### TE Material Declaration

English

---

### Agency Approvals

#### UL Report

English