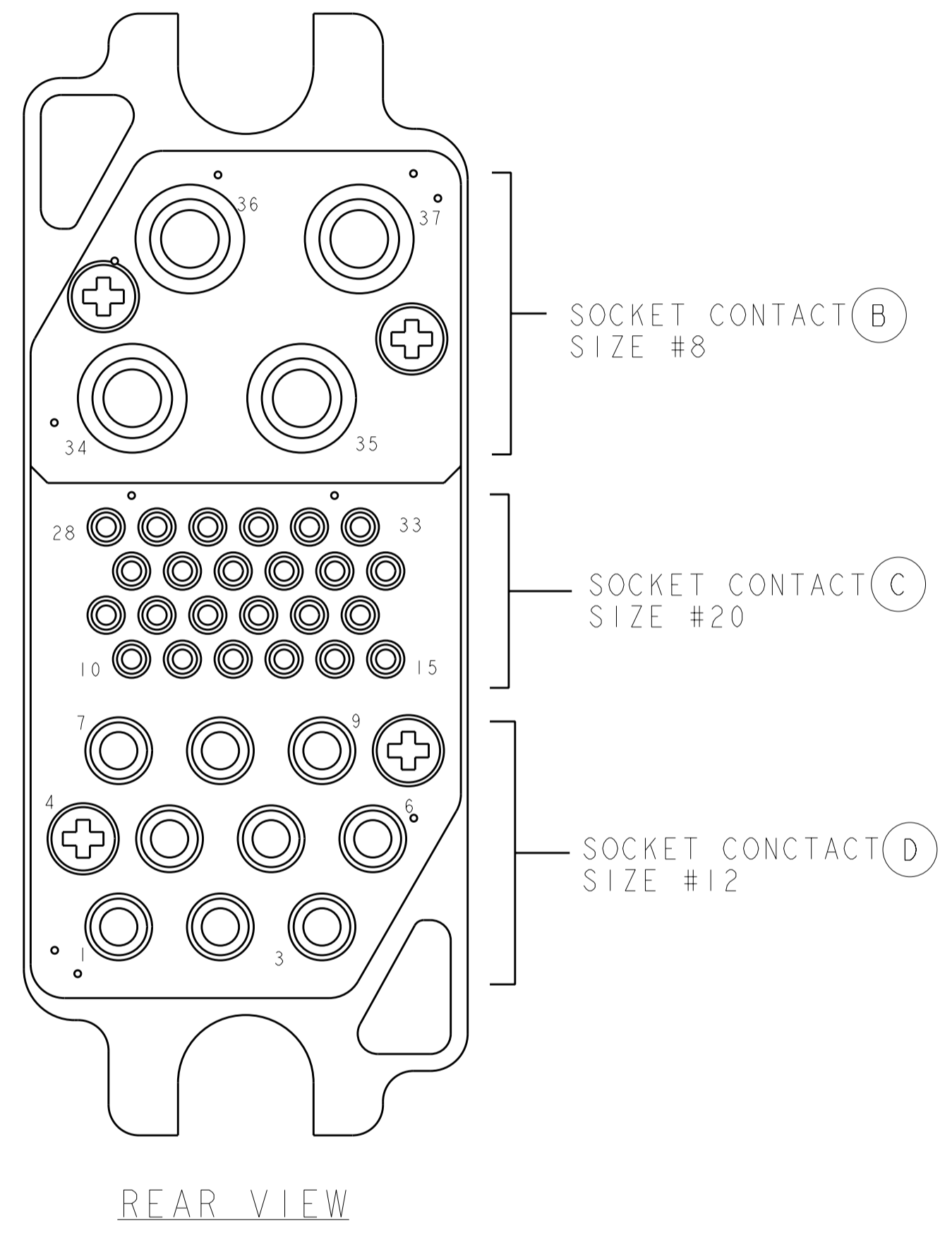
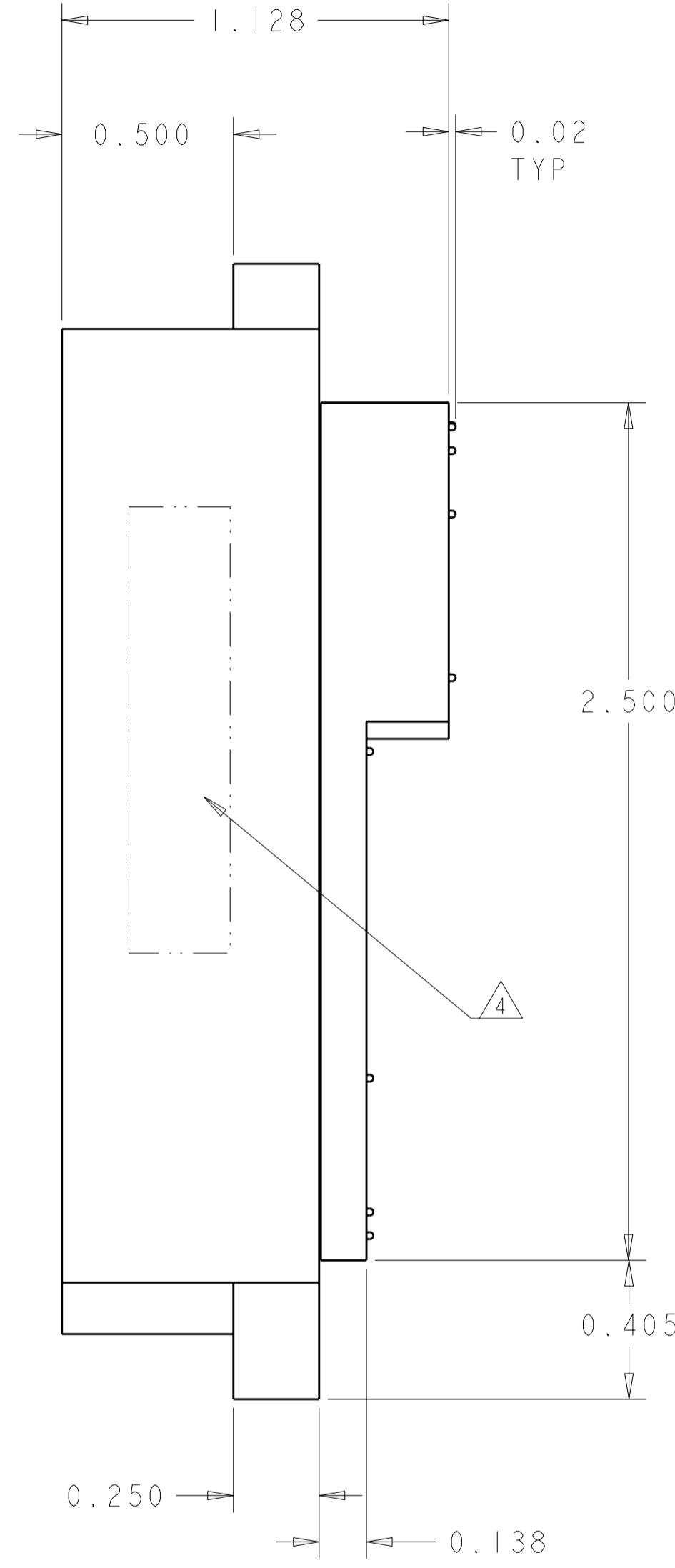



THIS DRAWING IS UNPUBLISHED. RELEASED FOR PUBLICATION 20
 © COPYRIGHT 20 BY TYCO ELECTRONICS CORPORATION. ALL RIGHTS RESERVED.

LOC		DIST		REVISIONS			
P	LTR	DESCRIPTION	DATE	DWN	APVD		
GP	00	A	NEW RELEASE	24JAN2008	RG	DO	



REAR VIEW

AS SHOWN	6643289-1
DESCRIPTION	PART NUMBER

<small>THIS DRAWING IS A CONTROLLED DOCUMENT FOR TYCO ELECTRONICS CORPORATION. IT IS SUBJECT TO CHANGE AND THE CONTROLLING ENGINEERING ORGANIZATION SHOULD BE CONTACTED FOR THE LATEST REVISION.</small>		DWN 24JAN2008 R. GRZYBOWSKI CHK 24JAN2008 S. FLICKINGER APVD 24JAN2008 S. FLICKINGER	Tyco Electronics Harrisburg, PA 17105-3608
DIMENSIONS: INCHES 	TOLERANCES UNLESS OTHERWISE SPECIFIED: 0 PLC ± 1 PLC ± 2 PLC ±.02 3 PLC ±.010 4 PLC ± ANGLES ±.5 FINISH	PRODUCT SPEC APPLICATION SPEC WEIGHT CUSTOMER DRAWING	NAME CONNECTOR ASSEMBLY SOCKET 75 AMP, MIDDLE DRAWER SIZE CAGE CODE DRAWING NO A200779 C-6643289 RESTRICTED TO SCALE 3:1 SHEET 1 OF 2 REV A

ELCON 75A DRAWER

THIS DRAWING IS UNPUBLISHED. RELEASED FOR PUBLICATION 20
 © COPYRIGHT 20 BY TYCO ELECTRONICS CORPORATION. ALL RIGHTS RESERVED.

LOC		DIST		REVISIONS			
P	LTR	DESCRIPTION	DATE	DWN	APVD		
GP	00	-	SEE SHEET 1	-	-		



SUGGESTED PANEL CUTOUT
 VIEW FROM CONNECTOR MOUNTING SIDE

1. PART NUMBER CHANGES AND OR DESIGN CHANGES AFFECTING THE INTERCHANGEABILITY REQUIRE PRIOR TYCO ELECTRONICS APPROVAL AND AUTHORIZATION BY REVISION TO THIS DRAWING.

2. MATERIAL:
 INSULATOR: THERMOPLASTIC, GLASS REINFORCED, FLAMMABILITY RATED, COLOR: BLACK
 SOCKET CONTACT: COPPER ALLOY
 RETENTION CLIP: COPPER ALLOY

3. FINISH:
 CONTACT BODY SIZE #8 - SILVER PLATE .000200 MIN. THK. OVER NICKEL .000040 MIN. THK.
 CONTACT BODY SIZE #12 & #20 - GOLD PLATE .000010 MIN THK. OVER NICKEL .000050 MIN. THK.
 CROWN BANDS - GOLD PLATE .000030 MIN THK. OVER NICKEL .000050 MIN THK.

4. ITEMS PROVIDED TO THIS SPECIFICATION TO BE PERMANENTLY IDENTIFIED PER THE FOLLOWING IDENTIFIER:

YEAR | WEEK

TYCO ELECTRONICS P/N DATE CODE (e.g. 0216)

XXXXXXX-X XXXX

5. CRIMP CONTACTS AND SHOULDER SCREWS (ITEMS B,C,D & E) SHALL BE PACKAGED SEPARATELY AND PLACED IN THE BOX WITH THE CONN. ASSEMBLY.

5	2	1650106-1	SCREW, No. 6-32 UNC-2A	E
5	9	1648384-1	CONTACT, SOCKET, #12, CRIMP, HP	D
5	24	1648325-1	CONTACT, SOCKET, #20, CRIMP	C
5	4	6648317-1	CONTACT, SOCKET, #8, CRIMP	B
	1	6648167-2	CONNECTOR, SOCKET	A
	-1	PART NUMBER	DESCRIPTION	ITEM

ELCON 75A DRAWER

<small>THIS DRAWING IS A CONTROLLED DOCUMENT FOR TYCO ELECTRONICS CORPORATION IT IS SUBJECT TO CHANGE AND THE CONTROLLING ENGINEERING ORGANIZATION SHOULD BE CONTACTED FOR THE LATEST REVISION.</small>		DWN R.GRZYBOWSKI 24 JAN 2008 CHK S.FLICKINGER 24 JAN 2008 APVD S.FLICKINGER 24 JAN 2008	Tyco Electronics Harrisburg, PA 17105-3608
DIMENSIONS: INCHES 	TOLERANCES UNLESS OTHERWISE SPECIFIED: 0 PLC ± 1 PLC ±.02 2 PLC ±.02 3 PLC ±.010 4 PLC ± ANGLES ±.5 FINISH	PRODUCT SPEC APPLICATION SPEC WEIGHT	NAME CONNECTOR ASSEMBLY SOCKET 75 AMP, MIDDLE DRAWER SIZE CAGE CODE DRAWING NO RESTRICTED TO A200779G-6643289 -
MATERIAL		CUSTOMER DRAWING	SCALE 3:1 SHEET 2 OF 2 REV A